



永晟實業有限公司
SUPERTUNG INDUSTRIAL CO.,LTD.



PVC & CPVC Schedule 80 Fittings & Unions PVC & CPVC Flanges

TECHNICAL INFORMATION WEIGHTS & DIMENSIONS

The dimensional information is subject to change without notification and Spears website must be referenced for the most current information.


產品之尺規訊息如有更改，恕不另行通知；如需了解最新的訊息，請參考Spears網站。



Quality Systems Certificate No. 293
Corporate Facilities, Sylmar, CA
Assessed to ISO 9001: 2008

Visit our web site
www.spearsmfg.com





Contents

Page

PART 1

PVC & CPVC SCHEDULE 80 FITTINGS
& UNIONS FLANGES **1**

PART 2

THERMOPLASTIC
FLANGES **36**

The information contained in this publication is based on current information and product design at the time of publication and is subject to change without notification. Our ongoing commitment to product improvement may result in some variations. No representations, guarantees or warranties of any kind are made as to its accuracy, suitability for particular application or results to be obtained therefrom. For verification of technical data or additional information not contained herein, please contact Spears® Technical Services Department .



PVC & CPVC SCHEDULE 80 FITTINGS & UNIONS

一般資訊

General Information

Recommendations For Installers And Users

Plastic piping systems should be **ENGINEERED, INSTALLED** and **OPERATED** in accordance with **ESTABLISHED DESIGN AND ENGINEERING STANDARDS AND PROCEDURES** for plastic piping systems. Suitability for the intended service application should be determined by the installer and/or user prior to installation of a plastic piping system. **PRIOR TO ASSEMBLY, all piping system components should be inspected for damage or irregularities. Mating components should be checked to assure that tolerances and engagements are compatible. Do not use any components that appear irregular or do not fit properly. Contact the appropriate manufacturer of the component product in question to determine usability. Consult all applicable codes and regulations for compliance prior to installation.**

WARNING: Spears® Manufacturing Company **DOES NOT RECOMMEND** the use of thermoplastic piping products for systems to transport or store compressed air or gases, or the testing of thermoplastic piping systems with compressed air or gases, in above and below ground locations. The use of Spears® product in compressed air or gas systems automatically voids Spears® warranty for such products, and their use against our recommendation is entirely the responsibility and liability of the installer. Spears® Manufacturing Company will not accept responsibility for damage or impairment of its products, or other consequential or incidental damages caused by misapplication, incorrect assembly and/or exposure to harmful substances or conditions.

Solvent Weld Connections — Use quality solvent cements and primers formulated for the intended service application, pipe size and type of joint. While the pipe and fitting materials may be compatible with the intended medium, the solvent cement may not be. Consult the manufacturers for suitability of use. Read and follow the cement and primer manufacturers' applications and cure time instructions thoroughly. Be sure to use the correct size applicator.

Threaded Connections — Use a quality grade thread sealant. **WARNING: SOME PIPE JOINT COMPOUNDS OR TEFLON PASTES MAY CONTAIN SUBSTANCES THAT COULD CAUSE STRESS CRACKING TO PLASTIC.** Spears® Manufacturing company recommends the use of Spears® **BLUE 75™** Thread Sealant which has been tested for compatibility with Spears® products. Please follow the sealant manufacturers' application/installation instructions. Choice of an appropriate thread sealant other than those listed above is at the discretion of the installer. 1 to 2 turns beyond **FINGER TIGHT** is generally all that is required to make a sound plastic threaded connection. Unnecessary **OVERTIGHTENING** will cause **DAMAGE TO BOTH PIPE AND FITTING.**

Viton® is registered trademark of DuPont Dow Elastomers.

標準與規範

Standards and Specifications

Molded Schedule 80 PVC products are manufactured to ASTM D 2467 for use with pipe manufactured to ASTM D 1785. Molded Schedule 80 CPVC products are manufactured to ASTM F 439 for use with pipe manufactured to ASTM F 441. Certain products carry reduced pressure handling capability and have maximum internal pressure ratings at 73°F noted.

Fabricated Schedule 80 PVC pressure fittings (part numbers ending with "F") are manufactured to Spears® specifications for use with pipe manufactured to ASTM D 1785. Schedule 80 CPVC fabricated fittings for use with pipe manufactured to ASTM F 441. See publication FAB-7, General Specifications for Standard Fabricated Fittings for additional information.

All specified Schedule 80 PVC and CPVC products are manufactured from materials certified by NSF for use in potable water service.

注意：本公司不建議將熱塑性管材用於運輸或儲存壓縮空氣或氣體的管道系統，也不建議使用壓縮空氣或氣體對安裝在地表或地下的熱塑性管道系統進行試壓。

警告：不可使用壓縮空氣或氣體測試任何PVC或CPVC熱塑性管材或管道系統；不可使用壓縮空氣或氣體驅動的設備來清理系統。這些行為可能導致系統中的管材爆裂，對人身造成嚴重致命的傷害

PVC & CPVC SCHEDULE 80 FITTINGS & UNIONS



Injection Molded Dimensions References:

- G** = (LAYING LENGTH) intersection of center lines to bottom of socket/thread; 90° elbows, tees, crosses; ± 1/32 inch.
- H** = Intersection of center lines to face of fitting; 90° elbow tees, crosses; ± 1/32 inch.
- J** = Intersection of center lines to bottom of socket/thread; 45° elbows; ± 1/32 inch

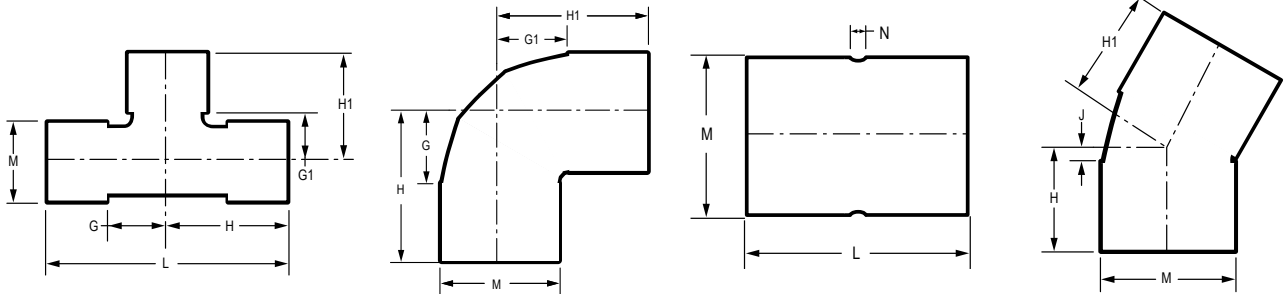
- L** = Overall length of fittings; ± 1/16 inch.
- H** = Outside diameter of socket/thread hub; ± 1/16 inch.
- N** = Socket bottom to socket bottom; couplings; ± 1/16 inch
- W** = Height of cap; ± 1/16 inch.

Fabricated Dimension References:

- G** = (LAYING LENGTH) intersection of center lines to bottom of socket/thread; 90° elbows, tees, crosses ± 1/4 inch; 14" & larger ± 1/2 inch.
- H** = Intersection of center lines to face of fitting; 90° elbows ± 1/4 inch, 14" & larger ± 3/4 inch; wyes ± 1/2 inch; tees, crosses ± 1/4 inch; 14" & larger ± 1/2 inch.
- J** = Intersection of center lines to bottom of socket/thread; 45° elbows; ± 1/4 inch; 14" & larger ± 1/2 inch.

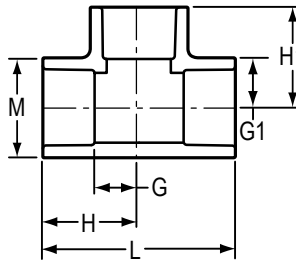
- L** = Overall length of fittings; ± 1/2 inch; 14" & larger ± 1 inch; wyes ± 1 inch.
- M** = Outside diameter of socket/thread hub; ± 1/4 inch.
- N** = Socket bottom to socket bottom; couplings; ± 1/2
- W** = Height of cap; ± 1/4 inch.

Typical Fabricated Dimension References



TEE

Socket x Socket x Socket

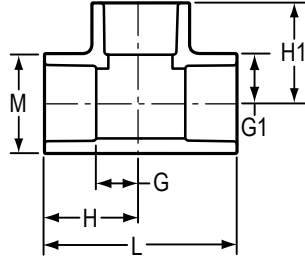


Part Number		Size	G	G1	H	H1	L	M	Approx. Wt. (Lbs.)	
PVC	CPVC								PVC	CPVC
801-002	801-002C	1/4	5/16	5/16	31/32	31/32	1-15/16	27/32	.04	.04
801-003	801-003C	3/8	15/32	15/32	1-1/4	1-1/4	2-1/2	31/32	.06	.06
801-005	801-005C	1/2	17/32	17/32	1-15/32	1-15/32	2-15/16	1-3/16	.11	.11
801-007	801-007C	3/4	21/32	21/32	1-11/16	1-11/16	3-13/32	1-13/32	.16	.18
801-010	---	1	7/8	7/8	2	2	4	1-3/4	.27	---
---	801-010C	1	27/32	27/32	2	2	3-31/32	1-23/32	---	.29
801-012	801-012C	1-1/4	1-1/32	1-1/32	2-9/32	2-9/32	4-19/32	2-3/32	.39	.40
801-015	801-015C	1-1/2	1-3/16	1-3/16	2-9/32	2-9/32	5-1/8	2-3/8	.52	.57
801-020	801-020C	2	1-11/32	1-11/32	2-15/16	2-15/16	5-27/32	2-7/8	.80	.85
801-025	---	2-1/2	1-3/4	1-3/4	3-1/2	3-1/2	7-1/32	3-15/32	1.46	---
---	801-025C	2-1/2	1-23/32	1-23/32	3-1/2	3-1/2	7	3-15/32	---	1.62
801-030	801-030C	3	2-3/32	2-3/32	3-31/32	3-31/32	7-15/16	4-3/16	2.16	2.43
801-040	801-040C	4	2-1/2	2-1/2	4-3/4	4-3/4	9-1/2	5-1/4	3.52	3.72



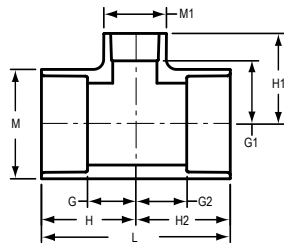
PVC & CPVC SCHEDULE 80 FITTINGS & UNIONS

TEE Socket x Socket x Socket (continued)



Part Number		Size	G	G1	H	H1	L	M	Approx. Wt. (Lbs.)	
PVC	CPVC								PVC	CPVC
801-050	801-050C	5	3-1/8	3-1/8	5-25/32	5-25/32	11-5/8	6-13/32	6.03	6.47
801-050F	801-050CF	5	5-1/2	5-1/2	8-1/2	8-1/2	17	6-5/16	13.26	18.38
801-060	---	6	3-25/32	3-25/32	6-13/16	6-13/16	13-5/8	7-5/8	10.78	---
---	801-060C	6	4-1/32	4-1/32	7-3/32	7-3/32	14-5/32	7-19/32	---	12.19
801-080	801-080C	8	4-13/16	4-13/16	8-7/8	8-7/8	17-3/4	9-23/32	21.21	21.53
801-080F	801-080CF	8	7-5/8	7-5/8	11-7/8	11-7/8	23-3/4	9-5/8	22.84	30.91
801-100	801-100C	10	5-3/4	5-3/4	10-13/16	10-13/16	21-5/8	11-19/32	37.89	40.50
801-100F	801-100CF	10	9	9	14-1/4	14-1/4	28-1/2	11-15/16	39.82	51.41
801-120	801-120C	12	6-15/16	6-15/16	12-15/16	12-15/16	25-7/8	14-1/4	54.45	62.00
801-120F	801-120CF	12	11-1/4	11-1/4	17-1/2	17-1/2	35	14-1/8	67.13	83.37
801-140F	801-140CF	14	12-1/4	12-1/4	19-1/4	19-1/4	38-1/2	15-1/2	103.37	108.34
801-160F	801-160CF	16	13	13	21	21	42	17-11/16	144.87	144.86
801-180F	801-180CF	18	13-3/4	13-3/4	22-3/4	22-3/4	45-1/2	19-7/8	182.75	198.00
801-200F	801-200CF	20	16-3/8	16-3/8	26-3/8	26-3/8	52-3/4	22-1/16	284.24	249.75
801-240F	801-240CF	24	20-1/4	20-1/4	32-1/4	32-1/4	64-1/2	26-7/16	335.00	460.00

REDUCING TEE Socket x Socket x Socket



Part Number		Size	G	G1	G2	H	H1	H2	L	M	M1	Approx. Wt. (Lbs.)	
PVC	CPVC											PVC	CPVC
801-101	801-101C	3/4x3/4x1/2	19/32	23/32	19/32	1-19/32	1-19/32	1-19/32	3-3/16	1-13/32	1-3/16	.14	.15
801-130	801-130C	1x1x1/2	19/32	7/8	19/32	1-23/32	1-3/4	1-23/32	3-7/16	1-3/4	1-3/16	.20	.21
801-131	801-131C	1x1x3/4	23/32	27/32	23/32	1-27/32	1-27/32	1-27/32	3-11/16	1-11/16	1-3/8	.23	.24
801-157	---	1-1/4x1x3/4	11/16	1-1/16	5/8	1-15/16	2-1/16	1-7/8	3-13/16	2-1/8	1-7/16	.30	---
801-158	801-158C	1-1/4x1x1	13/32	15/16	13/32	2-1/8	1-31/32	1-15/16	4	2-1/16	1-11/16	.33	.34
801-159	801-159C	1-1/4x1x1-1/4	15/16	1-1/32	7/8	2-3/16	2-5/32	2-1/8	4-5/16	2-1/16	2-1/16	.39	.41
801-166 ¹	801-166C ¹	1-1/4x1-1/4x1/2	7/8	1-13/32	7/8	2-3/8	2-3/8	2-1/8	4-1/4	2-1/8	1-3/4	.42	.43

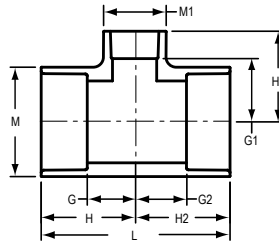
¹ Outlet sized with bushing

PVC & CPVC SCHEDULE 80 FITTINGS & UNIONS



REDUCING TEE (continued)

Socket x Socket x Socket



Part Number		Size	G	G1	G2	H	H1	H2	L	M	M1	Approx. Wt. (Lbs.)	
PVC	CPVC											PVC	CPVC
801-167	801-167C	1-1/4x1-1/4x3/4	5/8	31/32	5/8	1-15/16	1-31/32	1-15/16	3-7/8	2-1/8	1-13/32	.28	.30
801-168	801-168C	1-1/4x1-1/4x1	27/32	1-1/32	27/32	2-3/32	2-5/32	2-3/32	4-7/32	2-3/32	1-3/4	.34	.36
801-202	801-202C	1-1/2x1-1/4x1	7/8	1-7/32	7/8	2-1/4	2-11/32	2-1/4	4-1/2	2-7/16	1-13/16	.40	.42
801-209	801-209C	1-1/2x1-1/2x1/2	9/16	1-1/16	9/16	1-31/32	1-15/16	1-31/32	3-15/16	2-3/8	1-3/16	.32	.36
801-210	801-210C	1-1/2x1-1/2x3/4	11/16	1-1/32	11/16	2-1/16	2-1/32	2-1/16	4-5/32	2-11/32	1-13/32	.37	.38
801-211	801-211C	1-1/2x1-1/2x1	27/32	1-5/32	27/32	2-15/32	2-5/16	2-15/32	4-15/16	2-11/32	1-3/4	.42	.49
801-212	801-212C	1-1/2x1-1/2x1-1/4	1-3/16	1-3/16	1-3/16	2-9/16	2-7/16	2-9/16	5-1/8	2-3/8	2-1/8	.54	.57
801-247	801-247C	2x2x1/2	9/16	1-13/32	9/16	2-3/32	2-9/32	2-3/32	4-3/16	2-7/8	1-5/32	.44	.46
801-248	801-248C	2x2x3/4	11/16	1-7/16	11/16	2-3/16	2-7/16	2-3/16	4-3/8	2-27/32	1-13/32	.50	.52
801-249	801-249C	2x2x1	27/32	1-7/16	27/32	2-3/8	2-9/16	2-3/8	4-3/4	2-7/8	1-3/4	.58	.59
801-251	801-251C	2x2x1-1/2	1-5/32	1-13/32	1-5/32	2-11/16	2-13/16	2-11/16	5-3/8	2-15/16	2-15/32	.77	.80
801-287	801-287C	2-1/2x2-1/2x1/2	19/32	1-19/32	19/32	2-3/8	2-15/32	2-3/8	4-23/32	3-1/2	1-3/16	.78	.78
801-288	801-288C	2-1/2x2-1/2x3/4	21/32	1-1/2	21/32	2-7/16	2-17/32	2-7/16	4-27/32	3-17/32	1-13/32	.83	.83
801-289	801-289C	2-1/2x2-1/2x1	27/32	1-3/4	27/32	2-21/32	2-7/8	2-21/32	5-5/16	3-9/16	1-13/16	.99	1.04
801-290	801-290C	2-1/2x2-1/2x1-1/4	1-3/32	1-3/4	1-3/32	2-27/32	3	2-27/32	5-5/8	3-9/16	2-5/32	1.11	1.16
801-291	801-291C	2-1/2x2-1/2x1-1/2	1-3/16	1-3/4	1-3/16	2-31/32	3-1/8	2-31/32	5-15/16	3-7/8	2-13/32	1.21	1.24
801-292	801-292C	2-1/2x2-1/2x2	1-13/32	1-23/32	1-13/32	3-5/32	3-7/32	3-5/32	6-5/16	3-7/16	2-7/8	1.27	1.35
801-333 ¹	801-333C ¹	3x3x1/2	1-7/16	2-7/8	1-7/16	3-5/16	3-3/4	3-5/16	6-5/8	4-3/16	2-7/8	1.94	2.07
801-334 ¹	801-334C ¹	3x3x3/4	1-7/16	2-11/16	1-7/16	3-5/16	3-11/16	3-5/16	6-5/8	4-3/16	2-7/8	1.92	2.05
801-335	801-335C	3x3x1	7/8	1-15/16	7/8	2-3/4	3-1/16	2-3/4	5-15/32	4-3/16	1-23/32	1.21	1.27
801-336 ¹	801-336C ¹	3x3x1-1/4	1-5/8	1-15/16	1-5/8	3-5/16	3-5/8	3-5/16	6-5/8	4-3/16	2-7/8	1.89	1.97
801-337	801-337C	3x3x1-1/2	1-5/32	2-1/16	1-5/32	3-1/16	3-7/16	3-1/16	6-3/32	4-3/16	2-3/8	1.44	1.45
801-338	801-338C	3x3x2	1-1/2	1-27/32	1-1/2	3-13/32	3-3/8	3-13/32	6-3/4	4-3/16	2-31/32	1.65	1.69
801-339	801-339C	3x3x2-1/2	1-3/4	1-31/32	1-3/4	3-5/8	3-23/32	3-5/8	7-1/4	4-3/16	3-17/32	1.88	2.13
---	801-415C	4x4x1/2	1-7/16	3-1/2	1-7/16	3-11/16	4-3/8	3-11/16	7-3/8	5-1/4	2-7/8	---	2.88
801-417 ¹	801-417C ¹	4x4x1	1-15/32	3-9/32	1-15/32	3-11/16	4-3/8	3-11/16	7-3/8	5-7/32	2-7/8	2.55	2.87
801-419	801-419C	4x4x1-1/2	1-1/8	2-9/16	1-1/8	3-3/8	3-15/16	3-3/8	6-3/4	5-1/4	2-3/8	2.09	2.17
801-420	801-420C	4x4x2	1-7/16	2-1/2	1-7/16	3-11/16	4	3-11/16	7-3/8	5-1/4	2-7/8	2.35	2.42
801-421 ¹	801-421C ¹	4x4x2-1/2	2-1/16	2-11/16	2-1/16	4-5/16	4-3/4	4-5/16	8-5/8	5-1/4	4-1/8	3.48	3.68
801-422	801-422C	4x4x3	2-1/8	2-23/32	2-1/8	4-3/8	4-19/32	4-3/8	8-25/32	5-1/4	4-3/16	3.11	3.17
801-482F	---	5x5x1-1/4	4	4-11/16	4	7	6-3/16	7	14	6-5/16	2-1/16	5.99	---
801-484F	---	5x5x1-1/2	4-1/8	5	4-1/8	7-1/8	6-1/2	7-1/8	14-1/4	6-5/16	2-5/16	9.10	---
801-486F	801-486CF	5x5x2	4-5/16	4-3/4	4-5/16	7-5/16	6-1/2	7-5/16	14-5/8	6-5/16	2-13/16	6.87	10.83
801-525	801-525C	6x6x1	27/32	3-23/32	27/32	3-7/8	4-27/32	3-7/8	7-3/4	7-9/16	1-3/4	4.34	4.43
---	801-526C	6x6x1-1/4	2-11/16	5-9/16	2-11/16	5-9/16	6-13/16	5-9/16	11-1/8	7-1/2	5-1/4	---	9.24
801-527 ¹	801-527C ¹	6x6x1-1/2	2-1/16	4-5/8	2-1/16	5-1/16	6	5-1/16	10-1/8	7-9/16	4-1/8	6.97	7.16

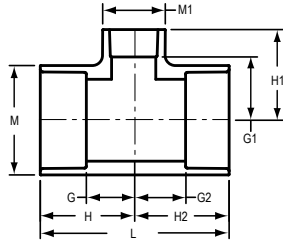
¹ Outlet sized with bushing



PVC & CPVC SCHEDULE 80 FITTINGS & UNIONS

REDUCING TEE (continued)

Socket x Socket x Socket



Part Number		Size	G	G1	G2	H	H1	H2	L	M	M1	Approx. Wt. (Lbs.)	
PVC	CPVC											PVC	CPVC
801-528	801-528C	6x6x2	1-7/16	3-25/32	1-7/16	4-7/16	5-9/32	4-7/16	8-7/8	7-19/32	2-7/8	5.11	5.17
801-529 ¹	801-529C ¹	6x6x2-1/2	2-1/16	3-13/16	2-1/16	5-1/16	5-7/8	5-1/16	10-1/8	7-9/16	4-1/4	6.80	8.99
801-530	---	6x6x3	2-1/16	3-3/4	2-1/16	5-1/16	5-5/8	5-1/16	10-5/32	7-9/16	4-7/32	6.37	---
---	801-530C ¹	6x6x3	2-5/8	4-3/4	2-5/8	5-5/8	6-1/2	5-5/8	11-1/4	7-9/16	5-1/4	---	9.16
801-530F	801-530CF	6x6x3	4-3/4	5-3/4	4-3/4	8	8	8	16	7-1/2	4-1/8	12.33	11.74
801-532	---	6x6x4	2-11/16	3-23/32	2-11/16	5-11/16	5-31/32	5-11/16	11-13/32	7-19/32	5-1/4	7.69	---
---	801-532C	6x6x4	2-11/16	3-13/16	2-11/16	5-11/16	6-3/32	5-11/16	11-3/8	7-19/32	5-1/4	---	8.21
801-533F	801-533CF	6x6x5	5-3/4	6-1/2	5-3/4	9	9-1/2	9	18	7-1/2	6-5/16	10.35	11.90
801-575 ¹	801-575C ¹	8x8x1	3-25/32	7-25/32	3-25/32	7-25/32	8-13/16	7-25/32	15-9/16	9-5/8	7-1/2	17.85	18.76
801-578 ¹	801-578C ¹	8x8x2	3-13/16	6-5/8	3-13/16	7-13/16	8-1/8	7-13/16	15-5/8	9-11/16	7-9/16	17.56	18.19
801-578F	801-578CF	8x8x2	4-11/16	6-1/8	4-11/16	8-15/16	7-7/8	8-15/16	17-7/8	9-5/8	2-13/16	12.89	14.76
801-579F	801-579CF	8x8x2-1/2	4-7/8	6-15/16	4-7/8	9-1/8	8-5/16	9-1/8	18-1/4	9-5/8	3-7/16	17.97	14.85
801-580 ¹	801-580C ¹	8x8x3	3-23/32	6-1/2	3-23/32	7-3/4	8-3/8	7-3/4	15-1/2	9-11/16	7-1/2	17.03	18.44
801-580F	801-580CF	8x8x3	5-3/16	6-11/16	5-3/16	9-7/16	8-15/16	9-7/16	18-7/8	9-5/8	4-1/8	17.42	20.04
801-582 ¹	801-582C ¹	8x8x4	4-1/16	6-15/32	4-1/16	7-15/16	8-23/32	7-15/16	15-7/8	9-23/32	7-9/16	18.40	18.60
801-582F	801-582CF	8x8x4	5-3/4	7-11/16	5-3/4	10	9-15/16	10	20	9-5/8	5-3/16	15.77	17.51
801-585	---	8x8x6	3-27/32	4-13/16	3-27/32	7-29/32	7-27/32	7-29/32	15-27/32	9-23/32	7-9/16	15.52	---
---	801-585C	8x8x6	3-7/8	4-15/16	3-7/8	7-29/32	7-31/32	7-29/32	15-25/32	9-11/16	7-17/32	---	16.17
801-621F	801-621CF	10x10x2	4-3/8	7-1/8	4-3/8	9-5/8	8-7/8	9-5/8	19-1/4	11-15/16	2-13/16	21.56	27.33
801-622F	801-622CF	10x10x2-1/2	5-1/4	7-5/16	5-1/4	10-1/2	9-5/16	10-1/2	21	11-15/16	3-7/16	20.44	22.50
801-623 ¹	801-623C ¹	10x10x3	3-25/32	7-17/32	3-25/32	9-3/8	9-3/8	9-3/8	18-25/32	12-1/16	7-9/16	26.67	28.69
801-623F	801-623CF	10x10x3	4-7/8	7-11/16	4-7/8	10-1/8	9-15/16	10-1/8	20-1/4	11-15/16	4-1/8	20.67	24.27
801-624	801-624C	10x10x4	3-7/8	7-3/16	3-7/8	9-3/8	9-1/2	9-3/8	18-3/4	12-1/16	7-9/16	26.36	28.54
801-624F	801-624CF	10x10x4	5-3/8	8-11/16	5-3/8	10-5/8	10-15/16	10-5/8	21-1/4	11-15/16	5-3/16	23.04	26.65
801-626	801-626C	10x10x6	3-7/8	5-27/32	3-7/8	9-3/8	8-27/32	9-3/8	18-3/4	12-1/16	7-9/16	23.50	25.50
801-626F	801-626CF	10x10x6	5-7/8	9-1/16	5-7/8	11-1/8	12-5/16	11-1/8	22-1/4	11-15/16	7-1/2	34.74	29.89
801-628 ¹	801-628C ¹	10x10x8	5-15/16	7-3/4	5-15/16	11-7/16	11-3/4	11-7/16	22-7/8	12-1/16	12-1/16	43.06	48.52
801-628F	801-628CF	10x10x8	8-1/4	9-15/16	8-1/4	13-1/2	14-3/16	13-1/2	27	11-15/16	9-5/8	34.59	38.11
801-661F	801-661CF	12x12x2	4-3/4	8	4-3/4	11	9-3/4	11	22	14-1/8	2-13/16	29.04	36.76
801-662F	---	12x12x2-1/2	5-7/16	8-3/16	5-7/16	11-11/16	10-3/16	11-11/16	23-3/8	14-1/8	3-7/16	37.84	---
801-663F	801-663CF	12x12x3	5-1/4	8-9/16	5-1/4	11-1/2	10-13/16	11-1/2	23	14-1/8	4-1/8	32.26	34.63
801-664 ¹	801-664C ¹	12x12x4	4-11/32	10-1/8	4-11/32	10-15/16	12-3/8	10-15/16	21-7/8	14-1/4	9-23/32	32.86	38.17
801-664F	801-664CF	12x12x4	5-3/4	9-9/16	5-3/4	12	11-13/16	12	24	14-1/8	5-3/16	32.86	38.17
801-665F	---	12x12x5	7-1/8	9-5/16	7-1/8	13-3/8	12-5/16	13-3/8	26-3/4	14-1/8	6-5/16	47.29	---
801-666F	801-666CF	12x12x6	7-1/4	9-15/16	7-1/4	13-1/4	13-3/16	13-1/4	26-1/2	14-1/8	7-1/2	45.37	55.70
801-668	801-668C	12x12x8	4-27/32	7-1/2	4-27/32	11-13/32	11-1/8	11-13/32	22-13/16	14-1/4	9-23/32	40.00	42.00
801-668F	801-668CF	12x12x8	8	10-13/16	8	14-1/4	15-1/16	14-1/4	28-1/2	14-1/8	9-5/8	57.91	66.12
801-670F	801-670CF	12x12x10	9-5/8	10-13/16	9-5/8	15-7/8	16-1/16	15-7/8	31-3/4	14-1/8	11-15/16	67.18	70.97
801-691F	801-691CF	14x14x2	5-3/16	8-9/16	5-3/16	12-3/16	10-5/16	12-3/16	24-3/8	15-1/2	2-13/16	38.66	44.73

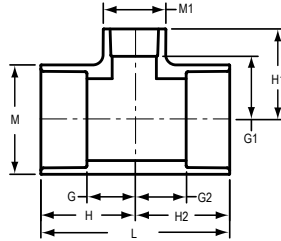
¹ Outlet sized with bushing

PVC & CPVC SCHEDULE 80 FITTINGS & UNIONS



REDUCING TEE (continued)

Socket x Socket x Socket



Part Number		Size	G	G1	G2	H	H1	H2	L	M	M1	Approx. Wt. (Lbs.)	
PVC	CPVC											PVC	CPVC
801-692F	801-692CF	14x14x2-1/2	5-7/16	8-3/4	5-7/16	12-7/16	10-3/4	12-7/16	24-7/8	15-1/2	3-7/16	44.34	45.01
801-693F	801-693CF	14x14x3	5-3/4	9-1/8	5-3/4	12-3/4	11-3/8	12-3/4	25-1/2	15-1/2	4-1/8	40.35	56.80
801-694F	801-694CF	14x14x4	6-1/2	10-1/8	6-1/2	13-1/2	12-3/8	13-1/2	27	15-1/2	5-3/16	41.85	50.00
801-696F	801-696CF	14x14x6	8-1/4	10-1/2	8-1/4	15-1/4	13-3/4	15-1/4	30-1/2	15-1/2	7-1/2	63.15	63.15
801-698F	801-698CF	14x14x8	9-1/4	11-3/8	9-1/4	16-1/4	15-5/8	16-1/4	32-1/2	15-1/2	9-5/8	74.74	68.17
801-700F	801-700CF	14x14x10	10-1/8	11-3/8	10-1/8	17-1/8	16-5/8	17-1/8	34-1/4	15-1/2	11-15/16	79.05	89.80
801-702F	801-702CF	14x14x12	11	11-3/8	11	18	17-5/8	18	36	15-1/2	14-1/8	93.81	93.81
801-751F	801-751CF	16x16x2	5-7/8	9-1/2	5-7/8	13-7/8	11-1/4	13-7/8	27-3/4	17-11/16	2-13/16	62.38	71.71
801-752F	801-752CF	16x16x2-1/2	6	9-11/16	6	14	11-11/16	14	28	17-11/16	3-7/16	55.65	64.80
801-753F	801-753CF	16x16x3	6-5/16	10-1/16	6-5/16	14-5/16	12-5/16	14-5/16	28-5/8	17-11/16	4-1/8	56.70	67.39
801-754F	801-754CF	16x16x4	6-1/8	11-1/16	6-1/8	14-1/8	13-5/16	14-1/8	28-1/4	17-11/16	5-3/16	60.66	70.21
801-756F	801-756CF	16x16x6	8-5/8	11-7/16	8-5/8	16-5/8	14-11/16	16-5/8	33-1/4	17-11/16	7-1/2	85.07	90.09
801-758F	801-758CF	16x16x8	9-5/8	12-5/16	9-5/8	17-5/8	16-9/16	17-5/8	35-1/4	17-11/16	9-5/8	94.91	98.00
801-760F	801-760CF	16x16x10	10-5/8	12-5/16	10-5/8	18-5/8	17-9/16	18-5/8	37-1/4	17-11/16	11-15/16	103.85	119.71
801-762F	801-762CF	16x16x12	11-5/8	12-5/16	11-5/8	19-5/8	18-9/16	19-5/8	39-1/4	17-11/16	14-1/8	116.70	116.70
801-764F	801-764CF	16x16x14	12-3/4	12-11/16	12-3/4	20-3/4	19-11/16	20-3/4	41-1/2	17-11/16	15-1/2	129.51	129.51
801-784F	801-784CF	18x18x4	6-7/8	11-15/16	6-7/8	15-7/8	14-3/16	15-7/8	31-3/4	19-7/8	5-3/16	91.52	99.22
801-786F	801-786CF	18x18x6	8-1/2	12-5/16	8-1/2	17-1/2	15-9/16	17-1/2	35	19-7/8	7-1/2	115.09	117.69
801-788F	801-788CF	18x18x8	9-1/2	13-3/16	9-1/2	18-1/2	17-7/16	18-1/2	37	19-7/8	9-5/8	118.85	127.49
801-790F	801-790CF	18x18x10	10-1/2	13-3/16	10-1/2	19-1/2	18-7/16	19-1/2	39	19-7/8	11-15/16	128.48	138.59
801-792F	801-792CF	18x18x12	11-1/2	13-3/16	11-1/2	20-1/2	19-7/16	20-1/2	41	19-7/8	14-1/8	151.17	150.34
801-794F	801-794CF	18x18x14	12-3/4	13-9/16	12-3/4	21-3/4	20-9/16	21-3/4	43-1/2	19-11/16	15-1/2	151.23	165.78
801-796F	801-796CF	18x18x16	13-1/2	14-3/16	13-1/2	22-1/2	22-3/16	22-1/2	45	19-11/16	17-11/16	140.86	172.46
801-814F	801-814CF	20x20x4	7-11/16	12-7/8	7-11/16	17-11/16	15-1/8	17-11/16	35-3/8	22-1/16	5-3/16	114.37	116.55
801-816F	801-816CF	20x20x6	8-7/8	13-1/4	8-7/8	18-7/8	16-1/2	18-7/8	37-3/4	22-1/16	7-1/2	130.08	147.44
801-818F	801-818CF	20x20x8	9-7/8	14-1/8	9-7/8	19-7/8	18-3/8	19-7/8	39-3/4	22-1/16	9-5/8	137.63	151.48
801-820F	801-820CF	20x20x10	10-7/8	14-1/8	10-7/8	20-7/8	19-3/8	20-7/8	41-3/4	22-1/16	11-15/16	123.96	163.28
801-822F	801-822CF	20x20x12	11-7/8	14-1/8	11-7/8	21-7/8	20-3/8	21-7/8	43-3/4	22-1/16	14-1/8	164.33	176.50
801-824F	801-824CF	20x20x14	12-7/8	14-1/2	12-7/8	22-7/8	21-1/2	22-7/8	45-3/4	22-1/16	15-1/2	176.28	190.95
801-826F	801-826CF	20x20x16	14	15-1/8	14	24	23-1/8	24	48	22-1/16	17-11/16	191.64	210.27
801-828F	801-828CF	20x20x18	15	15	15	25	24	25	50	22-1/16	19-7/8	215.72	226.80
801-904F	801-904CF	24x24x4	9	14-11/16	9	21	16-15/16	21	42	26-7/16	5-3/16	191.09	195.97
801-906F	801-906CF	24x24x6	9-1/4	15-1/16	9-1/4	21-1/4	18-5/16	21-1/4	42-1/2	26-7/16	7-1/2	207.79	202.94
801-908F	801-908CF	24x24x8	10-1/4	15-15/16	10-1/4	22-1/4	20-3/16	22-1/4	44-1/2	26-7/16	9-5/8	215.05	236.29
801-910F	801-910CF	24x24x10	11-1/4	15-15/16	11-1/4	23-1/4	21-3/16	23-1/4	46-1/2	26-7/16	11-15/16	248.46	255.95
801-912F	801-912CF	24x24x12	12-1/4	15-15/16	12-1/4	24-1/4	22-3/16	24-1/4	48-1/2	26-7/16	14-1/8	290.75	295.00
801-914F	801-914CF	24x24x14	13-1/4	16-5/16	13-1/4	25-1/4	23-5/16	25-1/4	50-1/2	26-1/16	15-1/2	279.60	282.42
801-916F	801-916CF	24x24x16	14-3/4	16-15/16	14-3/4	26-3/4	24-15/16	26-3/4	53-1/2	26-7/16	17-11/16	297.80	306.44
801-918F	801-918CF	24x24x18	15-3/4	16-13/16	15-3/4	27-3/4	25-13/16	27-3/4	55-1/2	26-7/16	19-7/8	303.81	246.78
801-920F	801-920CF	24x24x20	16-3/4	18-3/16	16-3/4	28-3/4	28-3/16	28-3/4	57-1/2	26-7/16	22-1/16	341.61	351.60

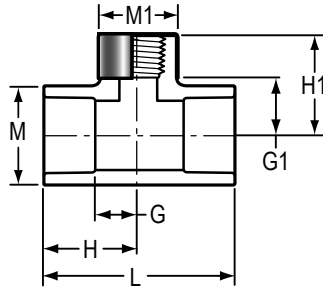
Made in the U.S.A.



PVC & CPVC SCHEDULE 80 FITTINGS & UNIONS

SPECIAL REINFORCED REDUCING TEE

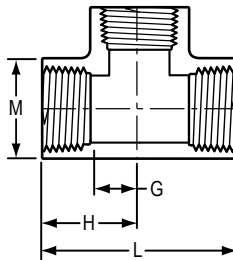
Socket x Socket x SR Fipt



Part Number		Size	G	G1	H	H1	L	M	M1	Approx. Wt. (Lbs.)	
PVC	CPVC									PVC	CPVC
802-072SR	802-072CSR	1/2x1/2x1/4	7/16	11/16	1-5/16	1-7/32	2-5/8	1-5/32	27/32	.09	.09
802-098SR	802-098CSR	3/4x3/4x1/4	7/16	13/16	1-7/16	1-5/16	2-7/8	1-3/8	27/32	.12	.12
802-101SR	802-101CSR	3/4x3/4x1/2	19/32	25/32	1-19/32	1-15/32	3-7/32	1-13/32	1-3/16	.15	.15
802-128SR	802-128CSR	1x1x1/4	7/8	2-5/8	2	2-11/16	4	2-3/32	27/32	.43	.38
802-130SR	802-130CSR	1x1x1/2	7/16	29/32	1-9/16	1-5/8	3-1/8	1-23/32	1-3/16	.19	.20
802-131SR	802-131CSR	1x1x3/4	21/32	7/8	1-13/16	1-19/32	3-19/32	1-23/32	1-3/8	.22	.23
802-166SR	802-166CSR	1-1/4x1-1/4x1/2	7/16	1-1/8	1-11/16	1-27/32	3-13/32	2-3/32	1-3/16	.26	.27
802-168SR	802-168CSR	1-1/4x1-1/4x1	27/32	1-1/32	2-3/32	1-29/32	4-7/32	2-3/32	1-11/16	.35	.36
802-207SR	802-207CSR	1-1/2x1-1/2x1/4	7/8	3-1/16	2-1/4	3-9/16	2-11/32	2-11/32	27/32	.53	.57
802-211SR	802-211CSR	1-1/2x1-1/2x1	27/32	1-7/32	2-1/4	2-1/8	4-15/32	2-3/8	1-11/16	.42	.44
802-212SR	802-212CSR	1-1/2x1-1/2x1-1/4	1-1/32	1-5/32	2-7/16	2-3/32	4-27/32	2-3/8	2-1/16	.49	.51
802-247SR	802-247CSR	2x2x1/2	1/2	1-1/2	2	2-1/4	4	2-7/8	1-3/16	.45	.48
802-248SR	802-248CSR	2x2x3/4	19/32	1-13/32	2-1/8	2-1/8	4-1/4	2-7/8	1-3/8	.48	.50
802-287SR	802-287CSR	2-1/2x2-1/2x1-1/2	9/16	1-3/4	2-5/16	2-1/2	4-19/32	3-1/2	1-7/32	.75	.79
802-331SR	802-331CSR	3x3x1/4	1-13/32	4-1/2	3-5/16	5-1/32	6-9/16	4-3/16	27/32	1.90	3.62
802-413SR	802-413CSR	4x4x1/4	1-7/16	5-3/16	3-11/16	5-25/32	7-3/8	5-1/4	27/32	2.63	2.75

TEE

Fipt x Fipt x Fipt



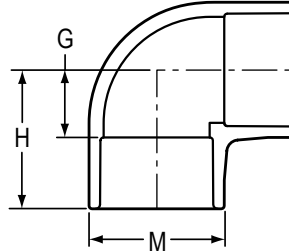
Part Number		Size	G	H	L	M	Approx. Wt. (Lbs.)	
PVC	CPVC						PVC	CPVC
805-002	805-002C	1/4	17/32	1-3/32	2-7/32	27/32	.06	.05
805-003	805-003C	3/8	9/16	1-5/32	2-5/16	15/16	.07	.07
805-005	805-005C	1/2	1/2	1-1/4	2-1/2	1-3/16	.11	.11
805-007	805-007C	3/4	21/32	1-15/32	2-15/16	1-1/2	.19	.20
805-010	---	1	3/4	1-23/32	3-7/16	1-27/32	.34	---
---	805-010C	1	23/32	1-3/4	3-1/2	1-11/16	---	.29
805-012	805-012C	1-1/4	15/16	1-31/32	3-29/32	2-1/4	.47	.50
805-015	805-015C	1-1/2	1-1/8	2-3/16	4-3/8	2-13/32	.60	.62
805-020	805-020C	2	1-5/8	2-5/8	5-1/4	3	1.08	1.15
805-025	805-025C	2-1/2	1-9/16	3-1/8	6-1/4	3-19/32	1.65	1.76
805-030	805-030C	3	1-15/16	3-9/16	7-3/32	4-11/32	2.82	3.01
805-040	805-040C	4	2-15/32	4-7/32	8-7/16	5-3/8	4.28	4.33
805-060F	805-060CF	6	8-1/4	9-3/4	19-1/2	7-3/16	20.11	24.79

PVC & CPVC SCHEDULE 80 FITTINGS & UNIONS



90° ELBOW

Socket x Socket



Part Number		Size	G	H	M	Approx. Wt. (Lbs.)	
PVC	CPVC					PVC	CPVC
806-002	806-002C	1/4	11/32	1	13/16	.03	.03
806-003	806-003C	3/8	15/32	1-1/4	31/32	.05	.05
806-005	806-005C	1/2	9/16	1-15/32	1-3/16	.08	.09
806-007	806-007C	3/4	5/8	1-11/16	1-7/16	.12	.12
806-010	806-010C	1	7/8	2	1-3/4	.20	.21
806-012	806-012C	1-1/4	1	2-9/32	1-31/32	.30	.31
806-015	806-015C	1-1/2	1-3/32	2-9/16	2-3/8	.39	.39
806-020	806-020C	2	1-13/32	2-15/16	2-7/8	.60	.66
806-025	806-025C	2-1/2	1-9/16	3-11/32	3-15/32	1.09	1.15
806-030	806-030C	3	2-1/32	3-31/32	4-3/16	1.57	1.67
806-040	806-040C	4	2-5/8	4-7/8	5-7/32	2.78	2.93
806-045F	---	4-1/2	6-1/2	9	5-5/8	4.58	---
806-050	806-050C	5	3	5-3/4	6-3/8	4.42	4.69
806-050F	---	5	5-1/2	8-1/2	6-5/16	6.23	---
---	806-050CF	5	6-9/16	9-9/16	6-5/16	---	12.04
806-060	---	6	3-3/4	6-3/4	7-19/32	7.47	---
---	806-060C	6	3-3/4	6-3/4	7-19/32	---	7.43
806-080	806-080C	8	4-3/4	8-3/4	9-3/4	14.31	15.83
806-080F	---	8	7-7/8	12-1/8	9-5/8	17.47	---
---	806-080CF	8	9-1/4	13-1/2	9-5/8	---	22.53
806-100	806-100C	10	5-25/32	11-11/32	12-1/16	28.19	28.74
806-100F	---	10	10	15-1/4	11-15/16	31.86	---
---	806-100CF	10	11-3/16	17-1/16	11-15/16	---	40.28
806-120	806-120C	12	6-7/8	13-7/16	14-5/16	43.94	47.93
806-120F	---	12	11-1/2	17-3/4	14-1/8	60.28	---
---	806-120CF	12	13-5/8	19-7/8	14-1/8	---	63.96
806-140F	---	14	13-1/2	20-1/2	15-1/2	82.49	---
---	806-140CF	14	16	23	15-1/2	---	86.72
806-160F	---	16	15-9/16	23-9/16	17-11/16	101.71	---
---	806-160CF	16	18-7/16	26-7/16	17-11/16	---	133.22
806-180F	---	18	17-11/16	26-11/16	19-7/8	167.49	---
---	806-180CF	18	20-7/8	29-7/8	19-7/8	---	175.62
806-200F	---	20	19-13/16	29-13/16	22-1/16	256.44	---
---	806-200CF	20	23-5/16	33-5/16	22-1/16	---	250.00
806-240F	---	24	24	36	26-7/16	403.66	---
---	806-240CF	24	28-1/4	40-1/4	26-7/16	---	---

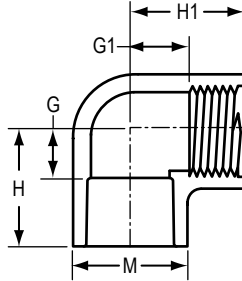
Made in the U.S.A.



PVC & CPVC SCHEDULE 80 FITTINGS & UNIONS

90° ELBOW

Socket x Fipt

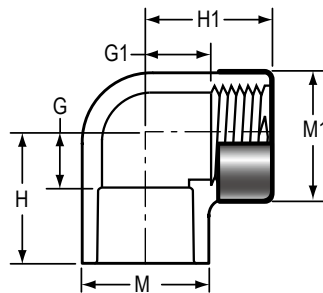


Part Number		Size	G	G1	H	H1	M	Approx. Wt. (Lbs.)	
PVC	CPVC							PVC	CPVC
807-002	807-002C	1/4	5/16	5/16	15/16	15/16	7/8	.03	.03
807-003	807-003C	3/8	1/4	3/8	1-1/32	1-1/32	1-1/32	.05	.05
807-005	807-005C	1/2	15/32	9/16	1-11/32	1-9/32	1-3/16	.08	.11
807-007	807-007C	3/4	5/8	5/8	1-9/16	1-9/16	1-3/8	.09	.11
807-010	807-010C	1	21/32	25/32	1-13/16	1-11/16	1-23/32	.19	.20
807-012	807-012C	1-1/4	31/32	1	2-7/32	1-15/16	2-1/4	.36	.37
807-015	807-015C	1-1/2	15/16	1-7/32	2-11/32	2-5/32	2-11/32	.39	.46
807-020	807-020C	2	15/16	1-1/32	2-7/16	2	3	.80	.84
807-030	807-030C	3	1-27/32	2-7/32	3-23/32	3-9/16	4-9/32	1.72	2.02
807-040	807-040C	4	2-5/16	2-7/8	4-9/16	4-9/32	5-1/4	2.87	2.95
807-060 ¹	---	6	3-3/4	7-1/8	6-3/4	8-7/8	7-9/16	11.48	---

¹Outlet sized with Female Adapter

SPECIAL REINFORCED 90° ELBOW

Socket x SR Fipt



Part Number		Size	G	G1	H	H1	M	M1	Approx. Wt. (Lbs.)	
PVC	CPVC								PVC	CPVC
807-005SR	807-005CSR	1/2	15/32	23/32	1-11/32	1-9/32	1-3/16	1-7/32	.08	.09
807-007SR	807-007CSR	3/4	9/16	21/32	1-9/16	1-13/32	1-3/8	1-3/8	.11	.12
807-010SR	807-010CSR	1	19/32	13/16	1-23/32	1-23/32	1-11/16	1-23/32	.20	.21
807-012SR	807-012CSR	1-1/4	23/32	1-1/32	1-31/32	1-31/32	2-1/16	2-1/16	.30	.31
807-015SR	807-015CSR	1-1/2	31/32	1-5/32	2-3/8	2-1/8	2-11/32	2-7/16	.41	.44
807-020SR	807-020CSR	2	1-7/32	1-1/2	2-15/32	2-7/16	2-31/32	2-31/32	.98	.91
807-030SR	807-030CSR	3	1-13/16	2-7/32	3-23/32	3-9/16	4-9/32	4-9/32	1.98	2.08
807-040SR	807-040CSR	4	2-9/32	2-25/32	4-9/16	4-7/32	5-1/4	5-1/4	2.94	3.02

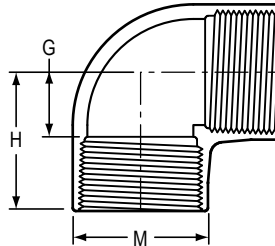
Spears® Manufacturing Company

PVC & CPVC SCHEDULE 80 FITTINGS & UNIONS



90° ELBOW

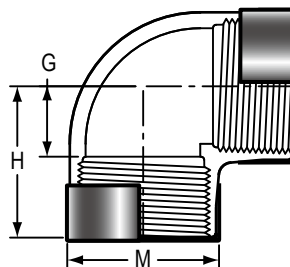
Fipt x Fipt



Part Number		Size	G	H	M	Approx. Wt. (Lbs.)	
PVC	CPVC					PVC	CPVC
808-002	808-002C	1/4	11/32	15/16	7/8	.03	.04
808-003	808-003C	3/8	17/32	1-5/32	15/16	.06	.07
808-005	808-005C	1/2	1/2	1-7/32	1-9/32	.09	.08
808-007	808-007C	3/4	5/8	1-3/8	1-3/8	.11	.12
808-010	808-010C	1	25/32	1-5/8	1-23/32	.20	.21
808-012	808-012C	1-1/4	15/16	1-15/16	2-1/4	.41	.38
808-015	808-015C	1-1/2	1-1/16	2-1/8	2-13/32	.46	.48
808-020	808-020C	2	1-9/16	2-17/32	3	.86	.90
808-025	808-025C	2-1/2	1-5/8	3-3/16	3-9/16	1.20	1.26
808-030	808-030C	3	1-29/32	3-17/32	4-13/32	2.30	2.37
808-040	808-040C	4	2-13/32	4-5/32	5-7/16	3.22	3.44

SPECIAL REINFORCED 90° ELBOW

SR Fipt x SR Fipt

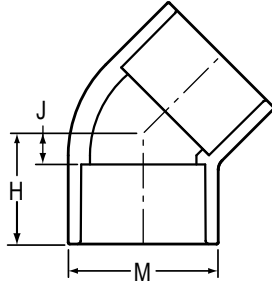


Part Number		Size	G	H	M	Approx. Wt. (Lbs.)	
PVC	CPVC					PVC	CPVC
808-003SR	808-003CSR	3/8	17/32	1-5/32	15/16	.07	.07
808-005SR	808-005CSR	1/2	1/2	1-7/32	1-3/16	.10	.11
808-007SR	808-007CSR	3/4	5/8	1-3/8	1-3/8	.13	.14
808-010SR	808-010CSR	1	25/32	1-11/16	1-23/32	.23	.24
808-012SR	808-012CSR	1-1/4	1	1-31/32	2-1/16	.34	.45
808-015SR	808-015CSR	1-1/2	1-1/32	2-1/8	2-7/16	.50	.52
808-020SR	808-020CSR	2	1-19/32	2-1/2	3	.92	1.04




PVC & CPVC SCHEDULE 80 FITTINGS & UNIONS

45° ELBOW Socket x Socket



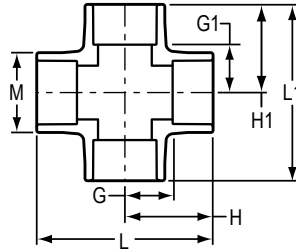
Part Number		Size	H	J	M	Approx. Wt. (Lbs.)	
PVC	CPVC					PVC	CPVC
817-002	817-002C	1/4	13/16	5/32	27/32	.03	.03
817-003	817-003C	3/8	31/32	7/32	1	.04	.04
817-005	817-005C	1/2	1-1/8	1/4	1-3/16	.06	.07
817-007	817-007C	3/4	1-5/16	5/16	1-7/16	.09	.10
817-010	817-010C	1	1-7/16	5/16	1-3/4	.14	.16
817-012	817-012C	1-1/4	1-11/16	13/32	2-3/32	.21	.22
817-015	817-015C	1-1/2	1-13/16	7/16	2-3/8	.30	.32
817-020	817-020C	2	2-1/8	19/32	2-7/8	.45	.47
817-025	817-025C	2-1/2	2-13/32	21/32	3-1/2	.77	.82
817-030	817-030C	3	2-3/4	7/8	4-5/32	1.14	1.22
817-040	817-040C	4	3-5/16	1-1/16	5-1/4	2.00	2.05
817-045F	---	4-1/2	4-1/2	2	5-5/8	2.32	---
817-050	817-050C	5	4	1-11/32	6-3/8	3.19	3.31
817-050F	817-050CF	5	4-7/8	1-7/8	6-5/16	3.86	4.25
817-060	817-060C	6	4-3/4	1-3/4	7-9/16	5.37	5.49
817-080	817-080C	8	6	2	9-25/32	10.07	10.43
817-100	817-100C	10	8-3/16	2-19/32	12-3/16	20.62	21.29
817-100F	817-100CF	10	8-11/16	3-7/16	11-15/16	19.91	23.50
817-120	817-120C	12	9-11/16	3-3/32	14-13/32	34.04	35.49
817-140F	817-140CF	14	11-9/16	4-9/16	15-1/2	42.89	41.37
817-160F	817-160CF	16	13-5/16	5-5/16	17-11/16	61.45	57.91
817-180F	817-180CF	18	15	6	19-7/8	87.73	88.48
817-200F	817-200CF	20	16-3/4	6-3/4	22-1/16	107.05	123.21
817-240F	817-240CF	24	20-3/16	8-3/16	26-7/16	204.20	---

PVC & CPVC SCHEDULE 80 FITTINGS & UNIONS



CROSS

Socket x Socket x Socket x Socket

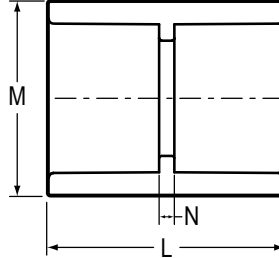


Part Number		Size	G	G1	H	H1	L	L1	M	Approx. Wt. (Lbs.)	
PVC	CPVC									PVC	CPVC
820-002	820-002C	1/4	13/32	13/32	1-1/32	1-1/32	2-1/16	2-1/16	27/32	.05	.05
820-005	820-005C	1/2	9/16	9/16	1-15/32	1-15/32	2-15/16	2-15/16	1-3/16	.13	.13
820-007	820-007C	3/4	5/8	5/8	1-5/8	1-5/8	3-9/32	3-9/32	1-13/32	.22	.21
820-010	820-010C	1	31/32	31/32	2-3/32	2-3/32	4-7/32	4-7/32	1-23/32	.38	.46
820-012	820-012C	1-1/4	1-3/32	1-3/32	2-3/8	2-3/8	4-3/4	4-3/4	2-1/8	.63	.65
820-015	820-015C	1-1/2	1-1/4	1-1/4	2-5/8	2-5/8	5-1/4	5-1/4	2-3/8	.79	.86
820-020	820-020C	2	1-1/2	1-1/2	3	3	6	6	3	1.39	1.43
820-025	820-025C	2-1/2	1-11/16	1-11/16	3-15/32	3-15/32	6-29/32	6-29/32	3-17/32	2.02	2.11
820-030	820-030C	3	2-3/32	2-3/32	3-31/32	3-31/32	7-15/16	7-15/16	4-11/32	3.30	3.39
820-040	820-040C	4	2-5/8	2-5/8	4-7/8	4-7/8	9-3/4	9-3/4	5-11/32	5.31	5.30
820-050F	820-050CF	5	5-1/2	5-1/2	8-1/2	8-1/2	17	17	6-5/16	14.69	15.06
820-060F	820-060CF	6	6-1/4	6-1/4	9-1/2	9-1/2	19	19	7-1/2	16.19	19.09
820-080F	820-080CF	8	7-5/8	7-5/8	11-7/8	11-7/8	23-3/4	23-3/4	9-5/8	28.22	40.50
820-100F	820-100CF	10	9	9	14-1/4	14-1/4	28-1/2	28-1/2	11-15/16	49.78	67.20
820-120F	820-120CF	12	11-1/4	11-1/4	17-1/2	17-1/2	35	35	14-1/8	80.83	107.80
820-140F	820-140CF	14	12-1/4	12-1/4	19-1/4	19-1/4	38-1/2	38-1/2	15-1/2	108.89	148.16
820-160F	820-160CF	16	13	13	21	21	42	42	17-11/16	156.80	180.80
820-180F	820-180CF	18	13-3/4	13-3/4	22-3/4	22-3/4	45-1/2	45-1/2	19-7/8	215.35	198.00
820-200F	820-200CF	20	16-3/8	16-3/8	26-3/8	26-3/8	52-3/4	52-3/4	22-1/16	300.00	249.75
820-240F	820-240CF	24	20-1/4	20-1/4	32-1/4	32-1/4	64-1/2	64-1/2	26-7/16	527.13	355.98



PVC & CPVC SCHEDULE 80 FITTINGS & UNIONS

COUPLING Socket x Socket



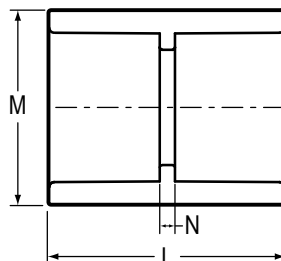
Part Number		Size	L	M	N	Approx. Wt. (Lbs.)	
PVC	CPVC					PVC	CPVC
829-002	829-002C	1/4	1-3/8	27/32	1/16	.02	.02
829-003	829-003C	3/8	1-5/8	1	3/16	.04	.04
829-005	829-005C	1/2	1-7/8	1-3/16	1/8	.05	.07
829-007	829-007C	3/4	2-1/8	1-13/32	1/8	.07	.10
829-010	829-010C	1	2-15/32	1-23/32	3/16	.13	.13
829-012	829-012C	1-1/4	2-23/32	2-7/32	7/32	.22	.23
829-015	829-015C	1-1/2	2-7/8	2-11/32	3/32	.21	.22
829-020	829-020C	2	3-1/8	2-27/32	3/32	.31	.32
829-025	829-025C	2-1/2	3-11/16	3-15/32	1/4	.55	.58
829-030	829-030C	3	3-31/32	4-5/32	7/32	.81	.85
829-040	829-040C	4	4-3/4	5-5/16	1/4	1.34	1.36
829-050	829-050C	5	5-21/32	6-3/8	3/16	2.06	2.21
829-050F	---	5	7-3/8	6-5/16	1-3/8	2.60	---
---	829-050CF	5	8	6-5/16	2	---	2.32
829-060	829-060C	6	6-11/32	7-9/16	3/8	3.37	3.93
829-080	829-080C	8	8-1/4	9-23/32	9/32	6.55	6.95
829-100	829-100C	10	10-9/32	12-1/16	1/4	11.76	12.31
829-100F	829-100CF	10	12-1/2	11-15/16	2	13.94	16.78
829-120	829-120C	12	12-3/8	14-7/32	3/8	19.39	20.05
829-120F	---	12	14-1/4	14-1/8	1-3/4	21.92	---

PVC & CPVC SCHEDULE 80 FITTINGS & UNIONS



COUPLING (continued)

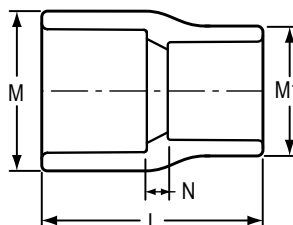
Socket x Socket



Part Number		Size	L	M	N	Approx. Wt. (Lbs.)	
PVC	CPVC					PVC	CPVC
---	829-120CF	12	15-1/4	14-1/8	2-3/4	---	27.71
829-140	829-140C	14	14-7/16	15-5/8	3/8	29.70	28.11
829-140F	---	14	16-1/4	15-1/2	2-1/4	29.70	---
----	829-140CF	14	16	15-1/2	2	---	33.33
829-160F	829-160CF	16	18-5/8	17-11/16	2-5/8	42.38	42.93
829-180F	829-180CF	18	22	19-7/8	4	63.81	72.89
829-200F	829-200CF	20	23-3/4	22-1/16	3-3/4	86.58	99.56
829-240F	829-240CF	24	29-1/4	26-7/16	5-1/4	147.22	---

REDUCER COUPLING

Socket x Socket



Part Number		Size	L	M	M1	N	Approx. Wt. (Lbs.)	
PVC	CPVC						PVC	CPVC
829-101	829-101C	3/4x1/2	1-31/32	1-13/32	1-3/16	7/32	.07	.07
829-130	829-130C	1x1/2	2-3/16	1-23/32	1-13/32	7/32	.11	.12
829-131	829-131C	1x3/4	2-13/32	1-23/32	1-13/32	1/4	.10	.10
829-166	829-166C	1-1/4x1/2	2-1/4	2-1/16	1-5/32	1/8	.14	.15
829-167	829-167C	1-1/4x3/4	2-19/32	2-3/32	1-5/8	3/8	.17	.18
829-168	829-168C	1-1/4x1	2-11/16	2-1/8	1-3/4	5/16	.17	.15
829-209	829-209C	1-1/2x1/2	2-27/32	2-11/32	1-3/16	19/32	.19	.20
829-210	829-210C	1-1/2x3/4	2-7/8	2-3/8	1-13/32	17/32	.21	.19
829-211	829-211C	1-1/2x1	2-7/8	2-11/32	1-15/16	3/8	.26	.25
829-212	829-212C	1-1/2x1-1/4	2-13/16	2-13/32	2-1/8	5/32	.22	.23
829-247	829-247C	2x1/2	3-3/32	2-7/8	1-3/16	3/4	.29	.31
829-248	829-248C	2x3/4	3-7/32	2-7/8	1-13/32	23/32	.30	.32
829-249	829-249C	2x1	3-1/8	2-7/8	1-23/32	17/32	.33	.35
829-250	829-250C	2x1-1/4	3-11/32	2-7/8	2-3/32	19/32	.31	.33
829-251	829-251C	2x1-1/2	3-7/32	2-27/32	2-11/32	1/4	.30	.31
829-291	829-291C	2-1/2x1-1/2	3-11/16	3-1/2	2-11/32	9/16	.51	.51
829-292	829-292C	2-1/2x2	3-21/32	3-15/32	2-27/32	13/32	.48	.51
829-335	829-335C	3x1	4-7/16	4-1/8	2-7/8	1-7/16	1.00	1.04
829-337 ¹	829-337C ¹	3x1-1/2	4-13/32	4-5/32	2-7/8	1-3/16	.94	.96
829-338	829-338C	3x2	4	4-5/32	2-27/32	11/16	.68	.76

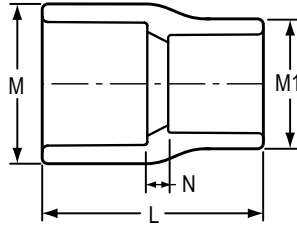
Made in the U.S.A.



PVC & CPVC SCHEDULE 80 FITTINGS & UNIONS

REDUCER COUPLING (continued)

Socket x Socket



Part Number		Size	L	M	M1	N	Approx. Wt. (Lbs.)	
PVC	CPVC						PVC	CPVC
829-339 ¹	829-339C ¹	3x2-1/2	4-9/32	4-7/32	4-7/32	5/16	1.26	1.31
829-339F	829-339CF	3x2-1/2	6	4-1/16	3-7/16	1-3/4	.90	1.01
829-416 ¹	829-416C ¹	4x3/4	5-1/8	5-9/32	2-7/8	1-7/8	1.42	1.60
829-417 ¹	829-417C ¹	4x1	5-1/8	5-9/32	2-29/32	1-23/32	1.45	1.54
829-419 ¹	829-419C ¹	4x1-1/2	5-3/16	5-9/32	2-29/32	2-9/16	1.37	1.56
829-420	829-420C	4x2	5-1/2	5-9/32	2-7/8	1-25/32	1.45	1.50
829-421	829-421C	4x2-1/2	4-9/16	5-3/16	3-1/2	17/32	1.25	1.35
829-422	829-422C	4x3	4-5/8	5-1/4	4-1/8	1/2	1.25	1.33
829-460F	---	4-1/2x4	6-15/16	5-5/8	5-3/16	2-3/16	1.97	---
829-487F	---	5x2-1/2	8-1/8	6-1/4	5-3/16	3-5/8	2.64	---
829-488F	829-488CF	5x3	7-15/16	6-1/4	5-3/16	2-15/16	3.08	3.13
829-490F	829-490CF	5x4	7-3/4	6-1/4	5-3/16	2-1/2	2.09	2.53
829-491F	---	5x4-1/2	8-3/16	6-1/4	5-5/8	2-15/16	3.22	---
829-528 ¹	829-528C ¹	6x2	7-1/16	7-1/2	5	2-9/16	4.37	4.42
829-529 ¹	829-529C ¹	6x2-1/2	7-1/2	7-1/2	5	2-1/2	4.52	4.72
829-530 ¹	829-530C	6x3	7-1/8	7-9/16	5-9/32	2-1/4	4.07	4.25
829-530F	---	6x3	9-3/16	7-5/16	5-3/16	3-15/16	3.85	---
---	829-530CF	6x3	9-1/4	7-5/16	5-3/16	4-3/16	---	4.22
829-532	829-532C	6x4	6-5/8	7-5/8	5-5/16	1-7/16	3.28	3.45
829-533F	829-533CF	6x5	8-15/16	7-3/8	6-5/16	2-11/16	3.57	3.93
829-534F	---	6x4-1/2	9-5/16	7-5/16	5-5/8	3-9/16	3.22	---
829-579F	---	8x2-1/2	15	9-1/2	5-3/16	8-3/4	8.33	---
829-580F	---	8x3	14-15/16	9-1/2	5-3/16	8-11/16	7.95	---
---	829-580CF	8x3	15	9-1/2	5-3/16	8-7/8	---	8.74
---	829-582C ¹	8x4	9	9-23/32	5-1/4	2-5/8	---	6.47
829-582F	829-582CF	8x4	14-3/8	9-1/2	5-3/16	8-1/8	8.17	9.36
829-583F	829-583CF	8x5	14-11/16	9-1/2	6-5/16	7-7/16	7.78	8.30
829-585	829-585C	8x6	8	9-3/4	7-1/2	1	6.16	6.48
829-621F	829-621CF	10x2	21-1/2	11-3/4	5-3/16	14-3/4	16.16	17.05
829-623F	---	10x3	21-7/16	11-3/4	5-3/16	14-3/16	15.77	---
---	829-623CF	10x3	21-1/2	11-3/4	5-3/16	14-7/16	---	20.10
829-624F	829-624CF	10x4	21-1/8	11-3/4	5-3/16	13-5/8	17.13	16.54
829-625F	829-625CF	10x5	21-3/16	11-3/4	6-5/16	12-15/16	16.38	16.94
829-626	829-626C	10x6	10-19/32	12-1/32	7-19/32	2-17/32	11.08	11.43
829-626F	---	10x6	17-1/2	11-3/4	7-1/2	9	14.72	---
---	829-626CF	10x6	17-5/8	11-3/4	7-1/2	9-1/8	---	15.00
829-628	829-628C	10x8	10-5/8	12	9-3/4	1-17/32	11.26	11.44
829-628F	---	10x8	13-1/4	11-3/4	9-5/8	3-3/4	11.42	---
---	829-628CF	10x8	13-3/8	11-3/4	9-5/8	3-7/8	---	12.00
829-664F	829-664CF	12x4	28-3/8	13-15/16	5-3/16	19-7/8	31.70	32.77
829-665F	829-665CF	12x5	28-7/16	13-15/16	6-5/16	19-3/16	27.25	33.24
829-666F	---	12x6	24-3/4	13-15/16	7-1/2	15-1/4	26.96	---
---	829-666CF	12x6	24-7/8	13-15/16	7-1/2	15-3/8	---	25.86
829-668	829-668C	12x8	12-5/8	14-7/32	9-3/4	2-7/16	17.92	19.26
829-668F	---	12x8	20-1/2	13-15/16	9-5/8	10	24.34	---

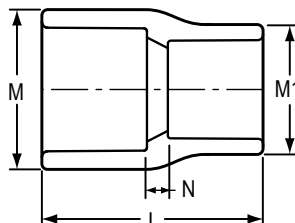
¹ Outlet sized with bushing

PVC & CPVC SCHEDULE 80 FITTINGS & UNIONS



REDUCER COUPLING (continued)

Socket x Socket



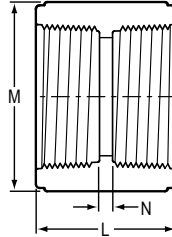
Part Number		Size	L	M	M1	N	Approx. Wt. (Lbs.)	
PVC	CPVC						PVC	CPVC
---	829-668CF	12x8	20-5/8	13-15/16	9-5/8	10-1/8	---	24.34
829-670F	829-670CF	12x10	16-3/8	13-15/16	11-15/16	4-7/8	18.92	20.77
829-694F	829-694CF	14x4	30-1/8	15-3/16	5-3/16	20-7/8	31.56	32.89
829-696F	---	14x6	26-1/2	15-3/16	7-1/2	16-1/4	29.65	---
---	829-696CF	14x6	26-5/8	15-3/16	7-1/2	16-3/8	---	47.58
829-698F	---	14x8	22-1/4	15-3/16	9-5/8	11	29.32	---
---	829-698CF	14x8	22-3/8	15-3/16	9-5/8	11-1/8	---	27.69
829-700F	829-700CF	14x10	18-1/8	15-3/16	11-15/16	5-7/8	22.90	26.86
829-702F	829-702CF	14x12	17-3/4	15-3/8	14-1/8	4-1/2	27.40	29.14
829-754F	829-754CF	16x4	38	17-3/8	5-3/16	27-3/4	50.97	50.97
829-756F	---	16x6	34-3/8	17-3/8	7-1/2	23-1/8	61.19	---
---	829-756CF	16x6	34-1/2	17-3/8	7-1/2	23-1/4	---	61.20
829-758F	---	16x8	30-1/8	17-3/8	9-5/8	17-7/8	52.73	---
---	829-758CF	16x8	30-1/4	17-3/8	9-5/8	18	---	54.00
829-760F	829-760CF	16x10	26	17-3/8	11-15/16	12-3/4	43.70	51.35
829-762F	829-762CF	16x12	20-1/4	17-3/8	14-1/8	6	34.25	65.63
829-764F	829-764CF	16x14	21-1/4	17-1/2	15-1/2	5-1/4	42.89	50.00
829-784F	829-784CF	18x4	47-3/8	19-11/16	5-3/16	36-1/8	104.77	107.14
829-786F	---	18x6	43-3/4	19-11/16	7-1/2	31-1/2	91.02	---
---	829-786CF	18x6	43-7/8	19-11/16	7-1/2	31-5/8	---	105.76
829-788F	---	18x8	39-1/2	19-11/16	9-5/8	26-1/4	86.65	---
---	829-788CF	18x8	39-5/8	19-11/16	9-5/8	26-3/8	---	101.60
829-790F	829-790CF	18x10	35-3/8	19-11/16	11-15/16	21-1/8	91.28	89.54
829-792F	829-792CF	18x12	29-5/8	19-11/16	14-1/8	14-3/8	73.27	76.67
829-794F	829-794CF	18x14	29-5/8	19-11/16	15-1/2	13-5/8	73.72	87.00
829-796F	829-796CF	18x16	23	19-11/16	17-11/16	6	55.09	63.70
829-814F	829-814CF	20x4	58	21-7/8	5-3/16	45-3/4	152.76	159.76
829-816F	---	20x6	54-1/2	21-7/8	7-1/2	41-1/8	136.93	---
---	829-816CF	20x6	54-1/2	21-7/8	7-1/2	41-1/4	---	158.17
829-818F	---	20x8	50-1/8	21-7/8	9-5/8	35-7/8	144.26	---
---	829-818CF	20x8	50-1/4	21-7/8	9-5/8	36	---	154.50
829-820F	829-820CF	20x10	46	21-7/8	11-15/16	30-1/4	139.44	146.56
829-822F	829-822CF	20x12	40-1/4	21-7/8	14-1/8	24	119.04	137.46
829-824F	829-824CF	20x14	40-1/4	21-7/8	15-1/2	23-1/4	118.17	---
829-826F	829-826CF	20x16	33-5/8	21-7/8	17-11/16	15-5/8	100.87	115.51
829-828F	829-828CF	20x18	25-1/2	21-7/8	19-7/8	6-1/2	79.76	---
829-904F	829-904CF	24x4	72-1/2	26-1/16	5-3/16	57-1/4	231.96	241.69
829-906F	---	24x6	67-7/8	26-1/16	7-1/2	52-5/8	229.16	---
---	829-906CF	24x6	68	26-1/16	7-1/2	52-3/4	---	240.34
829-908F	829-908CF	24x8	63-5/8	26-1/16	9-5/8	47-3/8	223.42	236.18
829-910F	829-910CF	24x10	59-1/2	26-1/16	11-15/16	42-1/4	218.80	270.28
829-912F	829-912CF	24x12	53-3/4	26-1/16	14-1/8	35-1/2	192.82	219.13
829-914F	829-914CF	24x14	53-3/4	26-1/16	15-1/2	35-3/4	225.10	---
829-916F	829-916CF	24x16	47-1/8	26-1/16	17-11/16	27-1/8	171.54	179.54
829-918F	829-918CF	24x18	39	26-1/16	19-7/8	18	147.20	167.74
829-920F	829-920CF	24x20	30-5/8	26-1/16	22-1/16	8-5/8	116.56	139.32



PVC & CPVC SCHEDULE 80 FITTINGS & UNIONS

COUPLING

Fipt x Fipt



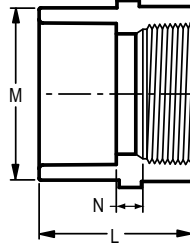
Part Number		Size	L	M	N	Approx. Wt. (Lbs.)	
PVC	CPVC					PVC	CPVC
830-002	830-002C	1/4	1-11/32	13/16	5/32	.03	.02
830-003	830-003C	3/8	1-15/32	1	9/32	.04	.04
830-005	830-005C	1/2	1-5/8	1-9/32	1/4	.07	.07
830-007	830-007C	3/4	1-11/16	1-5/8	3/32	.09	.09
830-010	830-010C	1	2-3/32	1-15/16	1/8	.15	.15
830-012	830-012C	1-1/4	2-3/16	2-9/32	5/32	.21	.22
830-015	830-015C	1-1/2	2-1/4	2-17/32	5/16	.29	.30
830-020	830-020C	2	2-7/32	3	7/32	.33	.35
830-025	830-025C	2-1/2	3-5/16	3-9/16	1/8	.68	.71
830-030	830-030C	3	3-1/2	4-3/8	11/16	1.12	1.12
830-040	830-040C	4	3-21/32	5-13/32	7/32	1.49	1.61
830-060F	830-060CF	6	3-3/4	7-3/16	3/4	1.65	1.76
830-080F	830-080CF	8	4-1/2	9-3/8	1-1/16	4.98	6.79

PVC & CPVC SCHEDULE 80 FITTINGS & UNIONS



FEMALE ADAPTER

Socket x Fipt



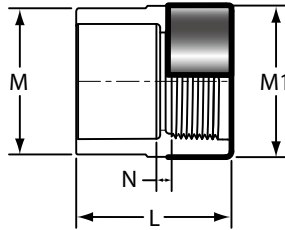
Part Number		Size	L	M	N	Approx. Wt. (Lbs.)	
PVC	CPVC					PVC	CPVC
835-002	835-002C	1/4	1-11/32	27/32	3/32	.02	.02
835-003	835-003C	3/8	1-15/32	1	3/32	.04	.04
835-005	835-005C	1/2	1-23/32	1-5/32	3/32	.05	.06
835-007	835-007C	3/4	1-27/32	1-13/32	3/32	.07	.08
835-010	835-010C	1	2-1/8	1-23/32	3/32	.11	.14
835-012	835-012C	1-1/4	2-5/16	2-3/32	3/32	.16	.22
835-015	835-015C	1-1/2	2-1/2	2-11/32	3/32	.20	.21
835-020	835-020C	2	3	3-1/32	1/4	.41	.42
835-025	835-025C	2-1/2	3-1/4	3-9/16	7/32	.63	.67
835-030	835-030C	3	3-15/32	4-1/4	3/16	.74	.76
835-040	835-040C	4	3-31/32	5-7/32	1/4	1.19	1.71
835-060	835-060C	6	4-31/32	7-21/32	5/16	3.12	3.22
835-080	835-080C	8	6-5/32	9-23/32	1/4	5.19	5.39
835-080F	835-080CF	8	8-9/16	9-5/8	2-9/16	6.19	6.56
835-100F	835-100CF	10	10-1/4	11-15/16	3	10.88	11.59
835-120F	835-120CF	12	11-1/8	14-1/8	2-5/8	16.56	20.00



PVC & CPVC SCHEDULE 80 FITTINGS & UNIONS

ENCAPSULATED SPECIAL REINFORCED FEMALE ADAPTER

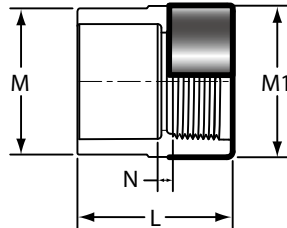
Socket x ESR Fipt



Part Number		Size	L	M	M1	N	Approx. Wt. (Lbs.)	
PVC	CPVC						PVC	CPVC
835-002ESR	835-002CESR	1/4	1-1/2	27/32	29/32	3/32	.04	.05
835-003ESR	835-003CESR	3/8	1-17/32	15/16	1-1/32	3/16	.04	.04
835-005ESR	835-005CESR	1/2	1-7/8	1-3/16	1-9/32	9/32	.08	.07
835-007ESR	835-007CESR	3/4	2	1-13/32	1-15/32	1/8	.10	.11

ENCAPSULATED SPECIAL REINFORCED FEMALE ADAPTER (continued)

Socket x ESR Fipt



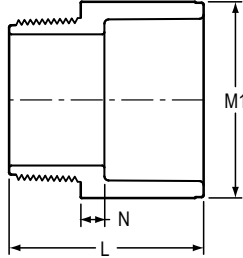
Part Number		Size	L	M	M1	N	Approx. Wt. (Lbs.)	
PVC	CPVC						PVC	CPVC
835-010ESR	835-010CESR	1	2-1/4	1-3/4	1-13/16	1/8	.13	.15
835-012ESR	835-012CESR	1-1/4	2-7/16	2-1/8	2-5/32	3/16	.21	.22
835-015ESR	835-015CESR	1-1/2	2-9/16	2-13/32	2-1/2	1/4	.29	.31
835-020ESR	835-020CESR	2	2-27/32	3	3-3/32	13/32	.46	.49

PVC & CPVC SCHEDULE 80 FITTINGS & UNIONS



MALE ADAPTER

Mipt x Socket



Part Number		Size	L	M1	N	Approx. Wt. (Lbs.)	
PVC	CPVC					PVC	CPVC
836-005	836-005C	1/2	1-23/32	1-5/16	3/16	.04	.05
836-007	836-007C	3/4	1-27/32	1-7/16	7/32	.06	.06
836-010	836-010C	1	2-5/32	1-23/32	7/32	.10	.10
836-012	836-012C	1-1/4	2-1/4	2-1/8	1/32	.15	.16
836-015	836-015C	1-1/2	2-11/16	2-3/8	9/32	.19	.20
836-020	---	2	2-7/8	2-7/8	5/16	.28	---
---	836-020C	2	2-23/32	2-29/32	9/32	---	.28
836-025	836-025C	2-1/2	3-21/32	3-17/32	11/32	.52	.54
836-030	836-030C	3	3-7/8	4-1/4	3/8	.74	.78
836-040	836-040C	4	4-13/32	5-5/16	7/16	1.15	1.18
836-050F	836-050CF	5	6	6-5/16	1-5/8	2.07	2.22
836-060	836-060C	6	5-7/16	7-1/2	13/16	2.79	3.07
836-080F	836-080CF	8	8-3/16	9-5/8	2-3/16	6.00	5.95
836-100F	836-100CF	10	10-3/8	11-15/16	3-3/16	10.95	10.95
836-120F	836-120CF	12	11-1/8	14-1/8	2-3/4	16.44	19.99

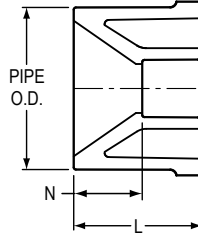


PVC & CPVC SCHEDULE 80 FITTINGS & UNIONS

REDUCER BUSHING

Flush Style

Spigot x Socket



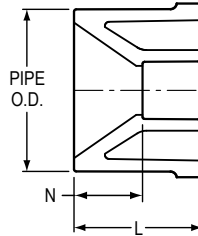
Part Number		Size	L	N	Approx. Wt. (Lbs.)	
PVC	CPVC				PVC	CPVC
837-052	837-052C	3/8x1/4	31/32	5/16	.01	.01
837-072	837-072C	1/2x1/4	1-3/32	13/32	.02	.02
837-073	837-073C	1/2x3/8	1-1/8	11/32	.01	.02
837-101	837-101C	3/4x1/2	1-1/16	3/16	.02	.03
837-129 ¹	837-129C ¹	1x3/8	1-5/8	27/32	.09	.10
837-130	837-130C	1x1/2	1-3/8	1/2	.06	.07
837-131	837-131C	1x3/4	1-1/4	1/4	.04	.04
837-166	837-166C	1-1/4x1/2	1-9/16	21/32	.11	.11
837-167	837-167C	1-1/4x3/4	1-1/2	1/2	.10	.10
837-168	837-168C	1-1/4x1	1-19/32	15/32	.06	.09
837-209	837-209C	1-1/2x1/2	1-23/32	13/16	.17	.18
837-210	837-210C	1-1/2x3/4	1-3/4	11/16	.19	.19
837-211	837-211C	1-1/2x1	1-5/8	1/2	.13	.15
837-212	837-212C	1-1/2x1-1/4	1-9/16	9/32	.07	.07
837-247	837-247C	2x1/2	1-29/32	1	.27	.30
837-248	837-248C	2x3/4	1-29/32	29/32	.26	.28

¹ Outlet sized with bushing

PVC & CPVC SCHEDULE 80 FITTINGS & UNIONS



REDUCER BUSHING (continued) Flush Style Spigot x Socket



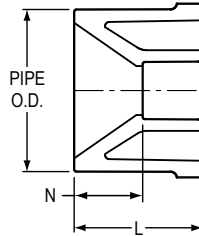
Part Number		Size	L	N	Approx. Wt. (Lbs.)	
PVC	CPVC				PVC	CPVC
837-249	837-249C	2x1	1-29/32	13/16	.26	.28
837-250	837-250C	2x1-1/4	1-11/16	7/16	.20	.23
837-251	837-251C	2x1-1/2	1-3/4	11/32	.15	.16
837-287 ¹	---	2-1/2x1/2	2-1/2	1-1/2	.54	---
837-288 ¹	---	2-1/2x3/4	2-17/32	1-15/32	.55	---
837-289	837-289C	2-1/2x1	2-1/32	29/32	.37	.39
837-290	837-290C	2-1/2x1-1/4	2-5/32	13/32	.43	.41
837-291	837-291C	2-1/2x1-1/2	2-5/32	3/4	.37	.40
837-292	837-292C	2-1/2x2	2-1/16	17/32	.23	.30
837-334 ¹	837-334C ¹	3x3/4	2-9/16	1-17/32	.69	.74
837-335	837-335C	3x1	2-9/32	1-1/8	.69	.70
837-336	837-336C	3x1-1/4	2-1/4	1	.63	.70
837-337	837-337C	3x1-1/2	2-9/32	7/8	.59	.67
837-338	837-338C	3x2	2-7/32	23/32	.47	.64
837-339	837-339C	3x2-1/2	2-7/32	7/16	.37	.42
837-417 ¹	---	4x1	3-1/16	1-1/8	1.31	---
837-418 ¹	837-418C ¹	4x1-1/4	3-9/16	1-11/16	1.33	1.38
837-419 ¹	---	4x1-1/2	4-7/8	3-7/16	1.23	---
837-420	837-420C	4x2	2-21/32	1-1/8	1.01	1.13
837-421	---	4x2-1/2	2-17/32	25/32	1.00	---
837-422	837-422C	4x3	2-9/16	11/16	.84	.86
837-490	837-490C	5x4	2-31/32	23/32	1.29	---
837-490F	837-490CF	5x4	3	3/4	1.41	1.50
837-524 ¹	---	6x3/4	4-1/2	3-1/2	3.45	---
837-526 ¹	---	6x1-1/4	4-7/16	2-3/4	3.22	---
837-528	837-528C	6x2	3-17/32	2-1/32	2.83	3.00
837-530	837-530C	6x3	3-17/32	2-1/8	2.84	3.05
837-532	837-532C	6x4	3-9/16	1-1/4	2.71	2.95
837-533F	837-533CF	6x5	3	3/8	1.76	1.94
837-534	---	6x5	3-1/2	7/8	1.93	---
837-578 ¹	837-578C ¹	8x2	4-15/16	3-3/8	8.64	8.99
837-580 ¹	837-580C ¹	8x3	5-1/8	3-1/4	8.68	8.81

¹ Outlet sized with bushing



PVC & CPVC SCHEDULE 80 FITTINGS & UNIONS

REDUCER BUSHING (continued) Flush Style Spigot x Socket



Part Number		Size	L	N	Approx. Wt. (Lbs.)	
PVC	CPVC				PVC	CPVC
837-582	837-582C	8x4	4-1/2	2-1/4	5.53	9.01
837-585	837-585C	8x6	4-3/8	1-3/8	5.05	5.15
837-624 ¹	837-624C ¹	10x4	6	3-3/4	10.56	11.36
837-626	837-626C	10x6	5-7/16	2-13/32	7.27	8.41
837-628	837-628C	10x8	6-7/16	1-15/16	5.83	9.69
837-666	---	12x6	7	4	15.51	---
837-666F	837-666CF	12x6	6-7/16	3-3/8	15.31	19.45
837-668	837-668C	12x8	6-7/8	2-7/16	10.13	10.82
837-670	---	12x10	6-7/16	1-13/32	12.49	---
837-670F	837-670CF	12x10	6	1	11.04	11.78
837-696F	837-696CF	14x6	7-3/4	4-3/4	27.16	37.74
837-698F	837-698CF	14x8	7-1/2	3-7/16	32.31	32.02
837-700F	---	14x10	7-7/16	2-7/16	22.30	---
---	837-700CF	14x10	7	2	---	22.64
837-702F	837-702CF	14x12	7	1	9.36	9.40
837-756F	837-756CF	16x6	8-3/4	5-3/4	44.23	67.03
837-758F	837-758CF	16x8	8-1/2	4-7/16	46.90	61.33
837-760F	---	16x10	8-7/16	3-7/16	39.12	---
---	837-760CF	16x10	8	3	---	44.88
837-762F	837-762CF	16x12	8	2	28.08	27.95
837-764F	837-764CF	16x14	8	1	18.37	20.00
837-788F	837-788CF	18x8	9-1/2	5-7/16	70.33	---
837-790F	837-790CF	18x10	9	4	65.60	97.24
837-792F	837-792CF	18x12	9	3	51.82	84.92
837-794F	837-794CF	18x14	9	2	40.70	56.27
837-796F	837-796CF	18x16	9	1	32.00	34.00
837-818F	---	20x8	10-1/2	6-7/16	125.96	---
837-820F	---	20x10	10-7/16	5-7/16	94.18	---
837-822F	---	20x12	10	4	83.14	---
837-824F	---	20x14	10	3	73.74	---
837-826F	---	20x16	10	2	55.07	---
837-828F	---	20x18	10	1	30.35	---
837-910F	---	24x10	12-7/16	7-7/16	173.68	---
837-912F	---	24x12	12	6	159.41	---
837-914F	---	24x14	12	5	80.35	---

¹Outlet sized with bushing

PVC & CPVC SCHEDULE 80 FITTINGS & UNIONS

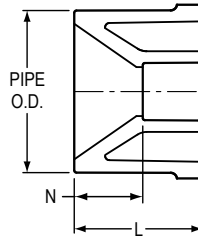


REDUCER BUSHING

(continued)

Flush Style

Spigot x Socket

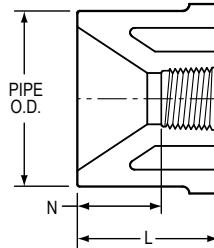


Part Number		Size	L	N	Approx. Wt. (Lbs.)	
PVC	CPVC				PVC	CPVC
837-916F	---	24x16	12	4	134.57	---
837-918F	---	24x18	12	3	112.54	---
837-920F	---	24x20	12	2	79.50	---

REDUCER BUSHING

Flush Style

Spigot x Fipt



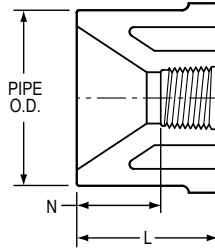
Part Number		Size	L	N	Approx. Wt. (Lbs.)	
PVC	CPVC				PVC	CPVC
838-052	838-052C	3/8x1/4	31/32	3/8	.01	.01
838-071	838-071C	1/2x1/8	1	9/16	.02	.02
838-072	838-072C	1/2x1/4	1	7/8	.02	.02
838-073	838-073C	1/2x3/8	1-3/32	17/32	.02	.02
838-098	838-098C	3/4x1/4	1-7/32	5/8	.04	.04
838-099	838-099C	3/4x3/8	1-1/4	21/32	.04	.04
838-101	838-101C	3/4x1/2	1-1/4	7/16	.03	.03
838-127	---	1x1/8	1-13/32	29/32	.07	---
838-129	838-129C	1x3/8	1-13/32	19/32	.07	.07
838-130	838-130C	1x1/2	1-5/32	21/32	.06	.06
838-131	838-131C	1x3/4	1-3/8	21/32	.05	.06
838-166	838-166C	1-1/4x1/2	1-15/32	23/32	.10	.12
838-167	838-167C	1-1/4x3/4	1-7/16	23/32	.09	.10
838-168	838-168C	1-1/4x1	1-17/32	5/8	.07	.09
838-206	---	1-1/2x1/8	1-11/16	1-1/4	.15	---

Made in the U.S.A.



PVC & CPVC SCHEDULE 80 FITTINGS & UNIONS

REDUCER BUSHING (continued) Flush Style Spigot x Fipt



Part Number		Size	L	N	Approx. Wt. (Lbs.)	
PVC	CPVC				PVC	CPVC
838-207	838-207C	1-1/2x1/4	1-9/16	1-3/16	.13	.14
838-209	838-209C	1-1/2x1/2	1-11/16	31/32	.17	.17
838-210	838-210C	1-1/2x3/4	1-9/16	27/32	.13	.18
838-211	838-211C	1-1/2x1	1-23/32	27/32	.14	.16
838-212	838-212C	1-1/2x1-1/4	1-1/2	9/16	.07	.10
838-247	838-247C	2x1/2	1-29/32	1-1/8	.26	.26
838-248	838-248C	2x3/4	1-7/8	1-5/32	.26	.27
838-249	838-249C	2x1	1-29/32	1	.25	.27
838-250	838-250C	2x1-1/4	1-19/32	21/32	.18	.25
838-251	838-251C	2x1-1/2	1-9/16	5/8	.14	.20
838-287	838-287C	2-1/2x1/2	2-3/8	1-21/32	.41	.46
838-288	838-288C	2-1/2x3/4	2-7/16	1-5/8	.45	.48
838-289	838-289C	2-1/2x1	2-13/32	1-13/32	.45	.48
838-290	838-290C	2-1/2x1-1/4	2-13/32	1-3/8	.42	.45
838-291	838-291C	2-1/2x1-1/2	2-3/8	1-13/32	.47	.50
838-292	838-292C	2-1/2x2	2-1/16	1-1/16	.25	.33
838-334	838-334C	3x3/4	2-9/32	1-1/2	.57	.63
838-335	838-335C	3x1	2-9/32	1-11/32	.58	.63
838-336	838-336C	3x1-1/4	2-1/4	1-3/8	.57	.61
838-337	838-337C	3x1-1/2	2-1/4	1-5/8	.59	.62
838-338	838-338C	3x2	2-3/16	1-7/32	.63	.58
838-339	838-339C	3x2-1/2	2-3/8	3/4	.46	.50
838-419	---	4x1-1/2	3-3/16	2-5/16	1.44	---
838-420	838-420C	4x2	2-11/16	1-21/32	1.10	1.20
838-421	838-421C	4x2-1/2	2-21/32	1-1/16	1.08	1.15
838-422	838-422C	4x3	2-5/8	1	.86	.85
838-528	838-528C	6x2	3-17/32	2-1/2	2.92	3.04
838-530	838-530C	6x3	3-17/32	2-1/8	2.98	3.14
838-532	838-532C	6x4	3-1/2	2	2.54	3.00

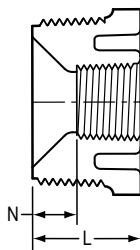
PVC & CPVC SCHEDULE 80 FITTINGS & UNIONS



REDUCER T.T. BUSHING

Flush Style

Mipt x Fipt



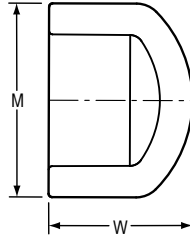
Part Number		Size	L	N	Approx. Wt. (Lbs.)	
PVC	CPVC				PVC	CPVC
839-041	839-041C	1/4x1/8	23/32	11/32	.01	.01
839-052	839-052C	3/8x1/4	13/16	1/8	.01	.01
839-072	839-072C	1/2x1/4	29/32	9/32	.02	.02
839-073	839-073C	1/2x3/8	15/16	11/32	.01	.01
839-098	839-098C	3/4x1/4	1-1/32	7/16	.03	.04
839-099	839-099C	3/4x3/8	1-1/32	7/16	.03	.03
839-101	839-101C	3/4x1/2	15/16	3/16	.02	.02
839-128	839-128C	1x1/4	1-1/8	17/32	.05	.06
839-129	839-129C	1x3/8	1-1/4	11/16	.05	.06
839-130	839-130C	1x1/2	1-7/32	1/2	.06	.06
839-131	839-131C	1x3/4	1-1/8	7/16	.03	.04
839-166	839-166C	1-1/4x1/2	1-9/32	5/8	.09	.09
839-167	839-167C	1-1/4x3/4	1-9/32	5/8	.08	.09
839-168	---	1-1/4x1	1-3/16	9/32	.06	---
---	839-168C	1-1/4x1	1-9/32	1-1/32	---	.06
839-209	839-209C	1-1/2x1/2	1-7/32	1/2	.12	.13
839-210	839-210C	1-1/2x3/4	1-1/4	13/32	.10	.10
839-211	839-211C	1-1/2x1	1-11/32	1/2	.11	.11
839-212	839-212C	1-1/2x1-1/4	1-11/32	3/8	.07	.07
839-247	839-247C	2x1/2	1-11/32	5/8	.19	.20
839-248	839-248C	2x3/4	1-7/16	11/16	.18	.20
839-249	839-249C	2x1	1-5/16	1/2	.19	.20
839-250	839-250C	2x1-1/4	1-7/16	15/32	.17	.18
839-251	839-251C	2x1-1/2	1-7/16	13/32	.14	.14
839-292	839-292C	2-1/2x2	1-29/32	7/8	.22	.23
839-337	839-337C	3x1-1/2	1-15/16	29/32	.49	.52
839-338	839-338C	3x2	1-31/32	15/16	.52	.47
839-339	839-339C	3x2-1/2	1-15/16	5/8	.37	.39
839-420	839-420C	4x2	1-15/16	31/32	.80	.83
839-422	839-422C	4x3	2-1/8	1/2	.71	.74

Made in the U.S.A.




PVC & CPVC SCHEDULE 80 FITTINGS & UNIONS

CAP
Socket

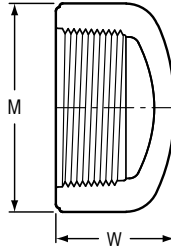


Part Number		Size	M	W	Approx. Wt. (Lbs.)	
PVC	CPVC				PVC	CPVC
847-002	847-002C	1/4	13/16	15/16	.01	.01
847-003	847-003C	3/8	31/32	1-1/8	.02	.02
847-005	847-005C	1/2	1-3/16	1-7/32	.03	.03
847-007	847-007C	3/4	1-3/8	1-13/32	.05	.05
847-010	847-010C	1	1-23/32	1-5/8	.08	.08
847-012	847-012C	1-1/4	2-3/32	1-27/32	.16	.13
847-015	847-015C	1-1/2	2-11/32	2	.16	.17
847-020	847-020C	2	2-27/32	2-9/32	.26	.37
847-025	847-025C	2-1/2	3-17/32	2-5/8	.48	.50
847-030	847-030C	3	4-5/32	3-1/32	.70	.93
847-040	847-040C	4	5-1/4	3-9/16	1.15	1.46
847-050F	---	5	6-1/2	4-7/16	1.83	---
847-060	847-060C	6	7-1/2	4-7/8	3.17	3.30
847-080	847-080C	8	9-23/32	6-3/8	6.10	6.36
847-100F	847-100CF	10	12-1/4	5-15/16	8.26	9.12
847-120F	847-120CF	12	14-1/4	7-1/8	11.30	11.72
847-140F	847-140CF	14	15-1/2	8	14.65	16.54
847-160F	847-160CF	16	17-7/8	9	23.44	24.52
847-180F	---	18	19-15/16	9-1/4	28.88	---
847-200F	847-200CF	20	22	12-3/4	49.05	52.00
847-240F	847-240CF	24	26-3/8	17-1/4	89.38	89.74

PVC & CPVC SCHEDULE 80 FITTINGS & UNIONS



CAP
Fipt



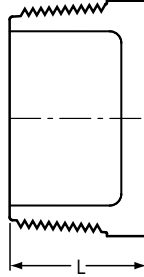
Part Number		Size	M	W	Approx. Wt. (Lbs.)	
PVC	CPVC				PVC	CPVC
848-002	848-002C	1/4	29/32	15/16	.02	.02
848-003	848-003C	3/8	31/32	29/32	.02	.02
848-005	848-005C	1/2	1-3/16	1-1/16	.04	.05
848-007	848-007C	3/4	1-3/32	1-7/32	.04	.05
848-010	848-010C	1	1-27/32	1-15/32	.10	.11
848-012	848-012C	1-1/4	2-7/32	1-17/32	.14	.15
848-015	848-015C	1-1/2	2-17/32	1-5/8	.19	.20
848-020	848-020C	2	3-5/32	1-25/32	.29	.30
848-025	848-025C	2-1/2	3-5/8	2-7/16	.54	.58
848-030	848-030C	3	4-3/8	2-7/16	.90	.78
848-040	848-040C	4	5-7/16	3-1/16	1.32	1.45
848-060F	848-060CF	6	7-3/16	4-3/8	2.07	6.18
848-080F	848-080CF	8	9-3/8	4-3/8	3.62	10.07
848-100F	---	10	11-7/8	5-3/4	7.44	---
848-120F	---	12	13-13/16	6-3/16	37.94	---



PVC & CPVC SCHEDULE 80 FITTINGS & UNIONS


PLUG

Mipt



Part Number		Size	L	Approx. Wt. (Lbs.)	
PVC	CPVC			PVC	CPVC
850-002	850-002C	1/4	23/32	.01	.01
850-003	850-003C	3/8	13/16	.01	.01
850-005	850-005C	1/2	13/16	.02	.02
850-007	850-007C	3/4	7/8	.02	.03
850-010	850-010C	1	1-1/4	.06	.06
850-012	850-012C	1-1/4	1-9/32	.08	.08
850-015	850-015C	1-1/2	1-7/32	.10	.11
850-020	850-020C	2	1-3/8	.15	.20
850-025	850-025C	2-1/2	1-25/32	.30	.33
850-030	850-030C	3	1-7/8	.43	.45
850-040	850-040C	4	2-3/32	.77	.79
850-060	850-060C	6	2-3/32	1.73	1.80
850-080F	850-080CF	8	8-5/8	11.45	12.39
850-100F	850-100CF	10	8-7/16	16.22	13.76

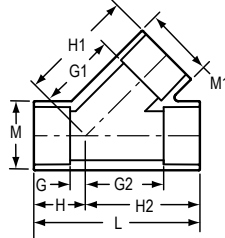
PVC & CPVC SCHEDULE 80 FITTINGS & UNIONS



WYE

Socket x Socket x Socket

1/2" - 2" 235 psi @ 73°F
 2-1/2" - 6" 150 psi @ 73°F
 8" & Up & All Fab 100 psi @ 73°F



Part Number		Size	G	G1	G2	H	H1	H2	L	M	M1	Approx. Wt. (Lbs.)	
PVC	CPVC											PVC	CPVC
875-005	875-005C	1/2	1/4	1-5/32	1-5/32	1-1/8	2-1/16	2-1/32	3-3/16	1-5/32	1-5/32	.12	.13
875-007	875-007C	3/4	5/16	1-3/8	1-3/8	1-5/16	2-3/8	2-3/8	3-23/32	1-3/8	1-3/8	.19	.20
875-010	875-010C	1	5/16	1-3/4	1-3/4	1-7/16	2-29/32	2-7/8	4-11/32	1-11/16	1-11/16	.31	.33
875-012	875-012C	1-1/4	13/32	2-5/32	2-5/32	1-21/32	3-13/32	3-13/32	5-3/32	2-1/16	2-1/16	.50	.53
875-015	875-015C	1-1/2	11/16	2-13/32	2-3/8	2-1/16	3-3/4	3-3/4	5-13/16	2-11/32	2-5/16	.69	.74
875-020	875-020C	2	21/32	3-7/32	3-7/32	2-5/32	4-23/32	4-23/32	6-7/8	2-7/8	2-7/8	1.20	1.26
875-025 ¹	875-025C ¹	2-1/2	1-9/32	5-3/16	4-23/32	3-1/32	6-15/16	6-15/32	9-1/2	4-3/16	4-3/16	3.80	3.99
875-030	875-030C	3	7/8	4-9/16	4-1/16	2-25/32	6-15/32	5-31/32	8-3/4	4-3/16	4-3/16	2.67	2.79
875-040	875-040C	4	1-7/32	5-23/32	5	3-1/2	7-31/32	7-1/4	10-3/4	5-1/4	5-1/4	4.61	4.70
875-050F	---	5	5-1/8	10-11/16	10-11/16	8-1/8	13-11/16	13-11/16	21-13/16	6-5/16	6-5/16	9.34	---
875-060	875-060C	6	1-13/32	8-5/8	7-21/32	4-13/32	11-5/8	10-31/32	15-3/8	7-9/16	7-9/16	13.22	12.67
875-080	875-080C	8	1-15/16	11-11/32	11-11/32	5-31/32	15-11/32	15-11/32	21-5/16	9-3/4	9-3/4	25.44	26.97
875-080F	875-080CF	8	5-1/16	15-7/8	13-11/16	9-5/16	20-1/8	17-15/16	27-1/4	9-5/8	9-5/8	39.76	44.67
875-100F	875-100CF	10	6-1/2	18-7/8	17-1/4	11-3/4	24-1/8	22-1/2	34-1/4	11-15/16	11-15/16	65.51	75.04
875-120F	875-120CF	12	7-1/8	21-13/16	19-7/8	13-3/8	28-1/16	26-1/8	39-1/2	14-1/8	14-1/8	109.85	123.20
875-140F	875-140CF	14	9-13/16	23-13/16	23-13/16	16-13/16	30-13/16	30-13/16	47-5/8	15-1/2	15-1/2	135.75	149.48
875-160F	875-160CF	16	10-1/8	26-1/8	26-1/8	18-1/8	34-1/8	34-1/8	52-1/4	17-11/16	17-11/16	183.59	211.73
875-180F	875-180CF	18	10	29-3/8	28	19	38-3/8	37	56	19-7/8	19-7/8	255.49	292.04
875-200F	---	20	11-5/8	31-5/8	31-5/8	21-5/8	41-5/8	41-5/8	63-1/4	22-1/16	22-1/16	399.60	---
875-240F	---	24	14-1/4	38-1/4	38-1/4	26-1/4	50-1/4	50-1/4	76-1/2	26-7/16	26-7/16	617.50	---

¹Outlet sized with bushing

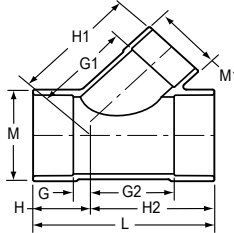


PVC & CPVC SCHEDULE 80 FITTINGS & UNIONS

REDUCING WYE

Socket x Socket x Socket


1/2" - 2-1/2" 235 psi @ 73°F
 3" - 6" 150 psi @ 73°F
 8" & Up & All Fab 100 psi @ 73°F



Part Number		Size	G	G1	G2	H	H1	H2	L	M	M1	Approx. Wt. (Lbs.)	
PVC	CPVC											PVC	CPVC
875-167 ¹	875-167C ¹	1-1/4x1-1/4x3/4	3/8	2-3/4	2-1/4	1-5/8	3-3/4	3-1/2	5-1/8	2-1/16	2-1/16	.61	.65
875-168 ¹	875-168C ¹	1-1/4x1-1/4x1	3/8	2-5/8	2-1/4	1-5/8	3-3/4	3-1/2	5-1/8	2-1/16	2-1/16	.56	.62
875-210 ¹	875-210C ¹	1-1/2x1-1/2x3/4	1/2	3-1/2	2-9/16	1-7/8	4-1/2	3-15/16	5-13/16	2-11/32	2-11/32	.88	.94
875-211 ¹	875-211C ¹	1-1/2x1-1/2x1	1/2	3	2-9/16	1-7/8	4-5/32	3-15/16	5-13/16	2-11/32	2-11/32	.83	.89
875-212 ¹	875-212C ¹	1-1/2x1-1/2x1-1/4	1/2	3-1/4	2-9/16	1-7/8	4-1/2	3-15/16	5-13/16	2-11/32	2-11/32	.74	.82
875-250 ¹	875-250C ¹	2x2x1-1/4	5/8	3-5/16	3-3/8	2-5/32	5	4-3/4	6-7/8	2-7/8	2-7/8	1.46	1.52
875-291 ¹	---	2-1/2x2-1/2x1-1/2	1	6-1/4	4-9/16	3-1/16	7-5/8	6-5/8	9-11/16	4-3/16	4-3/16	4.34	---
875-292 ¹	---	2-1/2x2-1/2x2	1/2	3-3/4	4-3/4	2-1/2	6-7/8	6-1/2	9-3/8	4-1/4	4-1/4	3.97	---
875-335 ¹	875-335C ¹	3x3x1	7/8	5-5/8	4-1/8	2-3/4	7	6	8-3/4	4-3/16	4-3/16	3.35	3.40
875-336 ¹	875-336C ¹	3x3x1-1/4	7/8	5-3/4	4-1/8	2-3/4	7	6	8-3/4	4-3/16	4-3/16	3.21	3.34
875-337 ¹	875-337C ¹	3x3x1-1/2	2-5/8	5-1/2	4-1/4	2-5/8	6-7/8	6-1/8	8-3/4	4-3/16	4-3/16	3.14	3.21
875-338 ¹	875-338C ¹	3x3x2	1/2	3-3/4	3-3/4	2-1/2	6-1/2	5-3/4	8-3/4	4-1/4	4-1/4	3.20	3.21
875-339 ¹	875-339C ¹	3x3x2-1/2	7/8	4-1/8	4-21/32	2-3/4	6-3/4	6	8-3/4	4-3/16	4-3/16	2.97	3.11
875-419 ¹	---	4x4x1-1/2	1	6-5/8	5-1/4	3-1/4	8-13/16	7-1/2	10-3/4	5-1/4	5-3/16	6.04	---
875-420	875-420C	4x4x2	-7/16	4-3/4	4-7/32	1-25/32	6-1/4	6-15/32	8-9/32	5-9/32	2-29/32	2.78	2.92
875-421F	---	4x4x2-1/2	4-9/16	8-13/16	9-1/16	6-13/16	10-1/2	11-5/16	18-1/8	5-1/4	3-1/2	5.37	---
875-422 ¹	875-422C ¹	4x4x3	1	7-3/8	5-1/4	3-1/4	9-1/4	7-1/2	10-3/4	5-1/4	5-3/16	5.41	5.81
875-528 ¹	875-528C ¹	6x6x2	1/16	8-23/32	6-5/8	3-1/16	10-7/32	9-5/8	12-11/16	7-9/16	7-9/16	9.71	10.10
875-528F	875-528CF	6x6x2	1-15/16	9-3/16	8-9/16	5-3/16	10-15/16	11-13/16	17	7-1/2	2-13/16	9.36	10.07
875-530 ¹	875-530C ¹	6x6x3	-1/16	8-3/8	6-11/16	3	10-1/4	9-11/16	12-5/8	7-9/16	5-3/8	9.60	9.82
875-530F	875-530CF	6x6x3	2-15/16	10-5/16	9-9/16	6-3/16	12-9/16	12-13/16	19	7-1/2	4-1/8	13.92	12.14
875-532	875-532C	6x6x4	31/32	6-9/16	5-11/16	3-15/16	8-27/32	8-23/32	12-21/32	7-9/16	5-7/16	8.61	9.22
875-578 ¹	875-578C ¹	8x8x2	2	14-15/16	11-1/4	6	16-9/16	16-7/16	21-1/4	9-11/16	9-11/16	34.05	35.44
875-578F	875-578CF	8x8x2	7/8	10-1/2	9-1/2	5-1/8	12-1/4	13-3/4	18-7/8	9-5/8	2-13/16	17.93	19.12
875-579F	875-579CF	8x8x2-1/2	1-7/16	10-15/16	10-1/16	5-11/16	12-15/16	14-5/16	20	9-5/8	3-7/16	21.92	22.00
875-580F	875-580CF	8x8x3	1-15/16	11-5/8	10-9/16	6-3/16	13-7/8	14-13/16	21	9-5/8	4-1/8	21.92	18.87
875-582 ¹	875-582C ¹	8x8x4	2	14-3/16	11-1/4	6	16-7/16	15-1/4	21-1/4	9-11/16	9-11/16	32.83	35.13
875-582F	875-582CF	8x8x4	2-15/16	11-7/8	11-9/16	7-3/16	14-1/8	15-3/16	23	9-5/8	5-3/16	18.50	27.78
875-585 ¹	875-585C ¹	8x8x6	2	12-15/16	11-1/4	6	15-15/16	15-1/4	21-1/4	9-11/16	9-11/16	30.74	32.29
875-585F	875-585CF	8x8x6	4-15/16	13-15/16	13-9/16	9-3/16	17-3/16	17-13/16	27	9-5/8	7-1/2	32.97	34.75
875-621 ¹	---	10x10x2	3-3/4	6	14-1/2	9	17-1/2	19-3/4	28-3/4	11	7-1/2	30.84	---

¹ Outlet sized with bushing

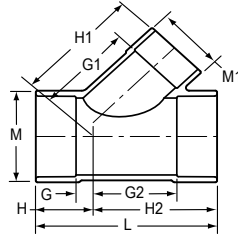
PVC & CPVC SCHEDULE 80 FITTINGS & UNIONS



REDUCING WYE (continued)

Socket x Socket x Socket

1/2" - 2-1/2" 235 psi @ 73°F
 3" - 6" 150 psi @ 73°F
 8" & Up & All Fab 100 psi @ 73°F



Part Number		Size	G	G1	G2	H	H1	H2	L	M	M1	Approx. Wt. (Lbs.)	
PVC	CPVC											PVC	CPVC
875-621F	875-621CF	10x10x2	1/4	11-7/8	10-1/2	5	13-5/8	15-3/4	20-3/4	11-15/16	2-13/16	41.46	26.48
875-622F	---	10x10x2-1/2	1/8	12-5/16	10-7/8	5-3/8	14-5/16	16-1/8	21-1/2	11-15/16	3-7/16	29.34	---
875-623 ¹	---	10x10x3	7/8	12-7/8	11-5/8	6-1/8	15-1/4	16-7/8	23	12	4-1/8	30.70	---
875-623F	875-623CF	10x10x3	3/4	13	11-1/2	6	15-1/4	16-3/4	22-3/4	11-15/16	4-1/8	31.71	29.62
875-624 ¹	---	10x10x4	1-7/8	10-5/8	12-5/8	7-1/8	12-1/4	17-7/8	25	12	5-3/8	30.56	---
875-624F	875-624CF	10x10x4	1-3/4	13-1/4	12-1/2	7	15-1/2	17-3/4	24-3/4	11-15/16	5-3/16	39.93	39.21
875-626	875-626C	10x10x6	-9/32	12-27/32	11-1/32	4-23/32	15-7/8	16-1/32	20-3/4	12-1/32	7-19/32	28.12	31.56
875-626F	875-626CF	10x10x6	3-3/4	15-5/16	14-1/2	9	18-9/16	19-3/4	28-3/4	11-15/16	7-1/2	42.69	29.74
875-628	875-628C	10x10x8	1-7/32	12-3/4	12-1/4	6-7/32	16-25/32	17-9/32	23-1/2	12-1/32	9-23/32	34.14	38.99
875-628F	875-628CF	10x10x8	5-1/4	17-1/4	16	10-1/2	21-1/2	21-1/4	31-3/4	11-15/16	9-5/8	55.19	56.37
875-661F	875-661CF	12x12x2	1-5/16	13-3/16	11-7/16	4-15/16	14-15/16	17-11/16	22-5/8	14-1/8	2-13/16	37.58	40.76
875-662F	---	12x12x2-1/2	15/16	13-5/8	11-13/16	5-5/16	15-5/8	18-1/16	23-3/8	14-1/8	3-7/16	43.72	---
875-663F	875-663CF	12x12x3	1/8	14-5/16	12-7/8	6-3/8	16-9/16	19-1/8	25-1/2	14-1/8	4-1/8	43.39	44.74
875-664F	875-664CF	12x12x4	5/8	14-9/16	13-3/8	6-7/8	16-13/16	19-5/8	26-1/2	14-1/8	5-3/16	48.41	49.06
875-666F	875-666CF	12x12x6	2-5/8	16-5/8	15-3/8	8-7/8	19-7/8	21-5/8	30-1/2	14-1/8	7-1/2	64.52	58.24
875-668F	875-668CF	12x12x8	4-1/4	18-9/16	17	10-1/2	22-13/16	23-1/4	33-3/4	14-1/8	9-5/8	71.04	68.98
875-670F	875-670CF	12x12x10	5-3/4	20-3/16	18-1/2	12	25-7/16	24-3/4	36-3/4	14-1/8	11-15/16	80.79	81.76
875-694F	875-694CF	14x14x4	1-1/4	15-5/16	15-1/4	8-1/4	17-9/16	22-1/4	30-1/2	15-1/2	5-3/16	68.80	63.95
875-696F	875-696CF	14x14x6	2	17-3/8	16	9	20-5/8	23	32	15-1/2	7-1/2	78.50	83.85
875-698F	875-698CF	14x14x8	4-1/4	19-5/16	18-1/4	11-1/4	23-9/16	25-1/4	36-1/2	15-1/2	9-5/8	90.50	82.78
875-700F	875-700CF	14x14x10	5-3/4	20-15/16	19-3/4	12-3/4	26-3/16	26-3/4	39-1/2	15-1/2	11-15/16	84.58	107.47
875-702F	875-702CF	14x14x12	7-1/4	22-9/16	21-1/4	14-1/4	28-13/16	28-1/4	42-1/2	15-1/2	14-1/8	108.22	115.64
875-754F	875-754CF	16x16x4	1-1/8	16-5/8	17-1/8	9-1/8	18-7/8	25-1/8	34-1/4	17-11/16	5-3/16	76.47	88.48
875-756F	875-756CF	16x16x6	1-5/8	18-11/16	17-5/8	9-5/8	21-15/16	25-5/8	35-1/4	17-11/16	7-1/2	105.73	94.93
875-758F	875-758CF	16x16x8	3-5/8	20-5/8	19-5/8	11-5/8	24-7/8	27-5/8	39-1/4	17-11/16	9-5/8	120.00	108.85
875-760F	875-760CF	16x16x10	5-1/8	22-1/4	21-1/8	13-1/8	27-1/2	29-1/8	42-1/4	17-11/16	11-15/16	123.77	137.97
875-762F	875-762CF	16x16x12	6-1/2	23-7/8	22-1/2	14-1/2	30-1/8	30-1/2	45	17-11/16	14-1/8	142.80	146.49
875-764F	875-764CF	16x16x14	7-7/8	25-1/8	23-7/8	15-7/8	32-1/8	31-7/8	47-3/4	17-11/16	15-1/2	161.25	167.10
875-784F	875-784CF	18x18x4	0	17-7/8	18	9	20-1/8	27	36	19-7/8	5-3/16	116.63	119.05
875-786F	875-786CF	18x18x6	3/8	20-1/8	18-9/16	9-3/8	23-3/8	27-9/16	36-15/16	19-7/8	7-1/2	114.13	131.59
875-788F	875-788CF	18x18x8	3	21-7/8	21	12	26-1/8	30	42	19-7/8	9-5/8	92.20	146.16
875-790F	875-790CF	18x18x10	4-1/2	23-1/2	22-1/2	13-1/2	28-3/4	31-1/2	45	19-7/8	11-15/16	164.27	163.18
875-792F	875-792CF	18x18x12	6	25-1/8	24	15	31-3/8	33	48	19-7/8	14-1/8	184.56	184.28
875-794F	875-794CF	18x18x14	7	26-3/8	25	16	33-3/8	34	50	19-7/8	15-1/2	225.00	211.65
875-796F	875-796CF	18x18x16	8-1/2	27-3/8	26-1/2	17-1/2	35-3/8	35-1/2	53	19-7/8	17-11/16	225.00	243.00
875-814F	---	20x20x4	1	19-3/16	19	9	21-7/16	29	38	22-1/16	5-3/16	142.64	---
875-816F	---	20x20x6	1/8	21-1/4	19-7/8	9-7/8	24-1/2	29-7/8	39-3/4	22-1/16	7-1/2	156.65	---

¹ Outlet sized with bushing



PVC & CPVC SCHEDULE 80 FITTINGS & UNIONS

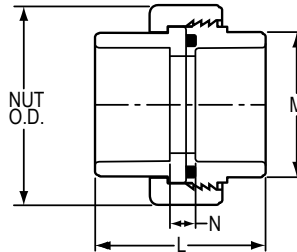
UNION 2000

Socket x Socket

Dimensions Also Applicable to


8097-XXX EPDM O-ring Seal Units

1/2" - 4" 235 psi @ 73°F
6" 150 psi @ 73°F



Part Number w/Viton® O-ring Seal		Size	L	M	N	Nut O.D.	Approx. Wt. (Lbs.)	
PVC	CPVC						PVC	CPVC
8057-005	8057-005C	1/2	2-3/32	1-3/16	11/32	1-7/8	.12	.08
8057-007	8057-007C	3/4	2-3/8	1-13/32	3/8	2-9/32	.17	.19
8057-010	8057-010C	1	2-11/16	1-23/32	7/16	2-9/16	.28	.17
8057-012	8057-012C	1-1/4	2-15/16	2-3/32	7/16	3-3/32	.36	.40
8057-015	8057-015C	1-1/2	3-1/4	2-3/8	1/2	3-1/2	.50	.51
8057-020	8057-020C	2	3-17/32	2-7/8	17/32	4-9/32	.86	.89
8057-025	8057-025C	2-1/2	4-7/32	3-1/2	25/32	6-5/32	2.14	2.25
8057-030	8057-030C	3	4-1/4	4-3/16	1/2	6-5/32	2.16	2.50
8057-040	8057-040C	4	5-1/8	5-1/4	5/8	7-3/4	3.75	3.97
8057-060	8057-060C	6	6-27/32	7-1/2	25/32	11-5/8	10.38	10.88

PVC & CPVC SCHEDULE 80 FITTINGS & UNIONS



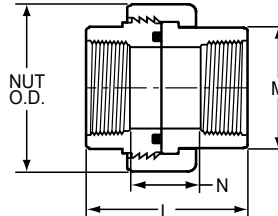
UNION 2000

Fipt x Fipt

Dimensions Also Applicable to

8098-XXX EPDM O-ring Seal Units

1/2" - 4" 235 psi @ 73°F
6" 150 psi @ 73°F



Part Number w/Viton® O-ring Seal		Size	L	M	N	Nut O.D.	Approx. Wt. (Lbs.)	
PVC	CPVC						PVC	CPVC
8058-005	8058-005C	1/2	1-29/32	1-3/16	17/32	1-7/8	.08	.08
8058-007	8058-007C	3/4	2-1/16	1-3/8	9/16	2-9/32	.17	.18
8058-010	8058-010C	1	2-17/32	1-11/16	25/32	2-9/16	.21	.11
8058-012	8058-012C	1-1/4	2-21/32	2-1/32	3/4	3-1/8	.38	.40
8058-015	8058-015C	1-1/2	2-25/32	2-3/8	29/32	3-1/2	.53	.50
8058-020	8058-020C	2	3-1/8	3	1-3/16	4-7/32	.89	.94
8058-025	8058-025C	2-1/2	4-1/32	3-9/16	1-15/32	6-5/32	1.67	1.74
8058-030	8058-030C	3	4-5/32	4-9/32	1-13/32	6-5/32	2.37	2.50
8058-040	8058-040C	4	4-21/32	5-1/4	1-21/32	7-3/4	3.59	4.03
8058-060	8058-060C	6	6-1/8	7-21/32	2-13/16	11-19/32	12.10	11.96



THERMOPLASTIC FLANGES

一般資訊

GENERAL INFORMATION

Recommendations For Installers And Users

Plastic piping systems should be **ENGINEERED, INSTALLED, and OPERATED** in accordance with **ESTABLISHED DESIGN AND ENGINEERING STANDARDS AND PROCEDURES** for plastic piping systems. Suitability for the intended service application should be determined by the installer and /or user prior to installation of a plastic piping system. **PRIOR TO ASSEMBLY, all piping system components should be inspected for damage or irregularities. Mating components should be checked to assure that tolerances and engagements are compatible. Do not use any components that appear irregular or do not fit properly. Contact the appropriate manufacturer of the component product in question to determine usability.**

WARNING: Spears® Manufacturing Company **DOES NOT RECOMMEND** the use of thermoplastic piping products for systems to transport or store compressed air or gases, or the testing of thermoplastic piping systems with compressed air or gases in above-and-below-ground locations. The use of Spears® products in compressed air or gas systems automatically voids Spears® warranty for such products, and their use against our recommendation is entirely the responsibility and liability of the installer. Spears® Manufacturing Company will not accept responsibility for damage or impairment of its products, or other consequential or incidental damages caused by misapplication, incorrect assembly, and/or exposure to harmful substances or conditions.

Solvent Weld Connections — Use quality solvent cements and primers formulated for the intended service application, pipe size and type of joint. While the pipe and fitting materials may be compatible with the intended medium, the solvent cement may not be. Consult the manufacturer for suitability of use. Read and follow the cement and primer manufacturers' applications and cure time instructions thoroughly. Be sure to use the correct size applicator.

Threaded Connections — Use a quality grade thread sealant. **WARNING: SOME PIPE JOINT COMPOUNDS OR TEFLON® PASTES MAY CONTAIN SUBSTANCES THAT COULD CAUSE STRESS CRACKING TO PLASTIC.** Spears® Manufacturing Company recommends the use of Spears® Blue 75™ thread sealant which has been tested for compatibility with Spears® products. Please follow the sealant manufacturer's application/installation instructions. Choice of an appropriate thread sealant other than those listed above is at the discretion of the installer. 1 to 2 turns beyond **FINGER TIGHT** is generally all that is required to make a sound plastic thread connection. Unnecessary **OVERTIGHTENING** will cause **DAMAGE TO BOTH PIPE AND FITTING.**

注意：本公司不建議將熱塑性管材用於運輸或儲存壓縮空氣或氣體的管道系統，也不建議使用壓縮空氣或氣體對安裝在地表或地下的熱塑性管道系統進行試壓。


警告：不可使用壓縮空氣或氣體測試任何PVC或CPVC熱塑性管材或管道系統；不可使用壓縮空氣或氣體驅動的設備來清理系統。這些行為可能導致系統中的管材爆裂，對人身造成嚴重致命的傷害

THERMOPLASTIC FLANGES



Bolt Kit Selection Guide

**Bolt Hardware Kits Available
For Connection of 2-Spears® Flanges
Includes Bolts, Nuts & Flat Washers for Specified Flange Size**



Order Gaskets & Bolt Kits Separately

- Pre-coated, Anti-seize Lubricated Bolts
- Available in Zinc Coated Steel, Type 316 Stainless Steel or Type 304 Stainless Steel

Flange Size	Bolts* Per Kit	Diameter (in.-TPI)	Length (in.)	Zinc	Kit Part Number	
					316 SS	304 SS
1/2 & 3/4	4	1/2 - 13	2	HK-005	HK1-005	HK2-005
1 & 1-1/4	4	1/2 - 13	2-1/4	HK-010	HK1-010	HK2-010
1-1/2	4	1/2 - 13	2-1/2	HK-015	HK1-015	HK2-015
2	4	5/8 - 11	3	HK-020	HK1-020	HK2-020
2-1/2	4	5/8 - 11	3-1/4	HK-025	HK1-025	HK2-025
3	4	5/8 - 11	3-1/2	HK-030	HK1-030	HK2-030
4	8	5/8 - 11	3-1/2	HK-040	HK1-040	HK2-040
5 & 6	8	3/4 - 10	4	HK-060	HK1-060	HK2-060
8	8	3/4 - 10	4-1/2	HK-080	HK1-080	HK2-080
10 & 12	12	7/8 - 9	5	HK-120	HK1-120	HK2-120

* Each Bolt Includes Nut & Two (2) Flat Washers

Bolt Torque

Recommended Bolt Torque is shown in **Table 1**. Threads should be clean and well lubricated. Actual field conditions may require variations in these recommendations. **CAUTION: UNNECESSARY OVER TORQUING WILL DAMAGE THE FLANGE.**

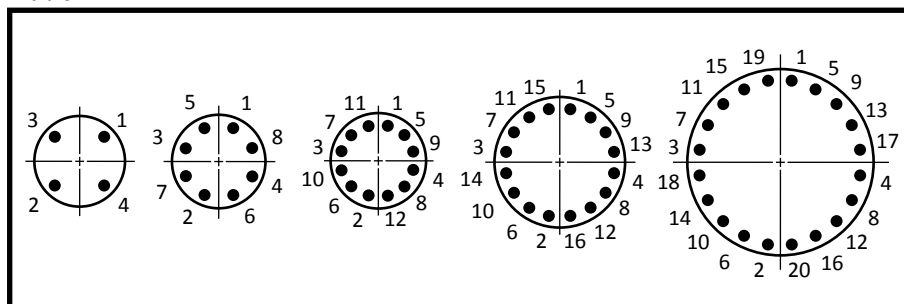
Table 1

Flange Size (in.)	Recommended Torque (ft. lbs.)
1/2 - 1-1/2	12
2 - 4	25
5	30
6 - 8	40
10	64
12	95
14 - 24	110

Torque Sequence

Bolt Torque sequence is shown Below in **Table 2**.

Table 2





THERMOPLASTIC FLANGES

Gaskets

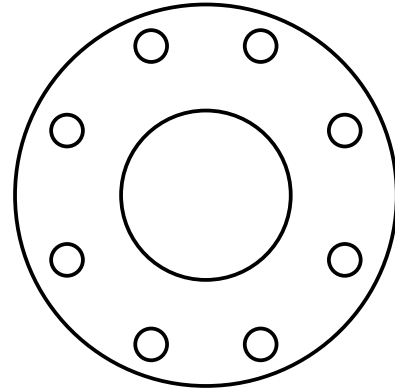
Full faced, 1/8" thick elastomer gaskets with a Shore "A" Durometer of approximately 70 is recommended.

Gasket Selection Guide

Following Gasket Numbers Available from Spears®

Order Gaskets & Bolt Kits Separately

- 1/8" Full-Face design with ANSI Class 150 Bolt Patterns
- Pressure rated to 150 psi @ 73°F
- Available in Buna-N, EPDM, or Viton® (FKM)



Flange Size	Bolts Per Kit	Gasket Part Number		
		Buna-N	EPDM	FKM
1/2	4	GK1-005	GK2-005	GK3-005
3/4	4	GK1-007	GK2-007	GK3-007
1	4	GK1-010	GK2-010	GK3-010
1-1/4	4	GK1-012	GK2-012	GK3-012
1-1/2	4	GK1-015	GK2-015	GK3-015
2	4	GK1-020	GK2-020	GK3-020
2-1/2	4	GK1-025	GK2-025	GK3-025
3	4	GK1-030	GK2-030	GK3-030
4	8	GK1-040	GK2-040	GK3-040
5	8	GK1-050	GK2-050	GK3-050
6	8	GK1-060	GK2-060	GK3-060
8	8	GK1-080	GK2-080	GK3-080
10	12	GK1-100	GK2-100	GK3-100
12	12	GK1-120	GK2-120	GK3-120

Flange Make-up


Once a flange is joined to pipe, the method for joining two flanges is as follows:

1. Piping runs joined to the flanges must be installed in a straight line position to the flange to avoid stress at the flange due to misalignment. Piping must also be secured and supported to prevent lateral movement which can create stress and damage the flange.
2. With gasket in place, align the bolt holes of the mating flanges by rotating the ring into position.
3. Insert all bolts, washers (two standard flat washers per bolt), and nuts.
4. Make sure the faces of the mating surfaces are flush against gasket prior to bolting down the flanges.
5. Tighten the nuts by hand until they are snug. Establish uniform pressure over the flange face by tightening the bolts in 5 ft.-lbs. increments according to the sequence shown in **Table 2** following a 180° opposing sequence.
6. Care must be taken to avoid "bending" the flange when joining a Spears® flange to a "raised face" flange, or a wafer-style valve. Do not use bolts to bring together improperly mated flanges.

Configuration Terminology

- Multi-Bolt Pattern Ring** — Bolt hole drilling accepts ANSI and Metric Flanges
- Socket** — Slip socket connection for solvent cement welding
- Spigot** — Pipe O.D. connection for solvent welding
- Fipt** — Female Iron Pipe Thread
- SR Fipt** — Spears® patented Special Reinforced (SR) plastic thread
- IPS** — Iron Pipe Size
- PIP** — Plastic Irrigation Pipe

PVC & CPVC INJECTION MOLDED CLASS 150 FLANGES



Technical Information

Application

Molded CLASS 150 Flange fittings are coupling devices designed for joining IPS (Iron Pipe Size) plastic piping systems, where frequent disassembly may be required, and can be used as a transitional fitting for joining plastic to metal piping systems. Suitability of application is at the discretion of the user.

Pressure Rating

150 psi, water at 73°F.

Flange Types

One Piece — Available in socket configuration, sizes 1/2" through 8"; threaded and SR threaded (Special Reinforced) configuration sizes 1/2" through 4".

Van Stone Style — Two-piece design with rotating flange ring, available in socket configurations, sizes 1/2" through 16"; threaded configurations, sizes 1/2" through 4" and spigot configurations, sizes 1/2" through 12".

Blind — Closed ring design for capping off a mating flange, flanged fitting or flanged valve, available in sizes 1/2" through 12".

Materials

All injection molded flanges are produced from either PVC or CPVC materials approved for potable water use by the National Sanitation Foundation (NSF).

Glass-filled PVC or CPVC materials may be used in certain Van Stone Style flange rings and large diameter Blind flanges where additional reinforcement is deemed necessary.

Conformance Standards

Socket & Spigot — ASTM D 2467 (PVC); ASTM F 439 (CPVC), as applicable.

Threads — ASTM F 1498.

Bolt Hole Pattern — ANSI B16.5; ASTM D 4024.

Material — ASTM D 1784 (PVC Cell Classification 12454-B, CPVC Cell Classification 23447-B).

Weights & Dimensions

Specified minimum bolt lengths are based on the use of two Spears® Flanges, two standard flat washers, standard nut and 1/8" thick elastomer full face gasket. Mating with other brands or accessories may require variation. Bolts and gaskets are not supplied with flanges.

Dimension references:

L = Overall length of hub, $\pm 1/16$ inch.

M = Outside diameter of socket hub, $\pm 1/16$ inch.

N = (Laying Length) socket/spigot bottom to seal-ring face of flange, $\pm 1/16$ inch.

R = Height (thickness) of flange ring, $\pm 1/16$ inch.

Max O.D. = Outside diameter of ring, $\pm 1/16$ inch.

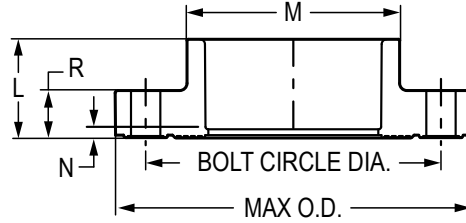
Bolt Circle Diameter = ANSI B 16.5 Standard; ASTM D 4024, $\pm 1/16$ inch.



PVC & CPVC INJECTION MOLDED CLASS 150 FLANGES

Flange One Piece

Socket

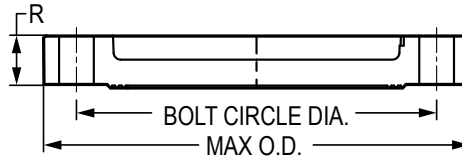


Part Number		Size	L	M	N	R	Bolt Circle Dia.	No. of Bolt Holes	Bolt Size	Min. Bolt Length	Max O.D.	Approx. Wt. (Lbs.)	
PVC	CPVC											PVC	CPVC
851-005	851-005C	1/2	1-1/16	1-9/32	1/8	9/16	2-3/8	4	1/2	2	3-1/2	.22	.24
851-007	851-007C	3/4	1-3/16	1-1/2	1/8	5/8	2-3/4	4	1/2	2	3-7/8	.31	.31
851-010	851-010C	1	1-5/16	1-13/16	3/16	3/4	3-1/8	4	1/2	2-1/4	4-1/4	.44	.47
851-012	851-012C	1-1/4	1-7/16	2-7/32	3/16	23/32	3-1/2	4	1/2	2-1/4	4-5/8	.41	.42
851-015	851-015C	1-1/2	1-23/32	2-1/2	1/4	3/4	3-7/8	4	1/2	2-1/2	5	.61	.64
851-020	851-020C	2	1-27/32	3	5/16	27/32	4-3/4	4	5/8	3	6	.82	.95
851-025	851-025C	2-1/2	2-1/4	3-1/2	1/2	1	5-1/2	4	5/8	3-1/4	7	1.63	1.67
851-030	851-030C	3	2-5/16	4-9/32	3/8	1-1/16	6	4	5/8	3-1/4	7-1/2	1.74	1.81
851-040	851-040C	4	2-7/16	5-7/32	3/16	1-5/32	7-1/2	8	5/8	3-1/2	9-1/16	2.67	2.78
851-050	851-050C	5	3-1/4	6-3/8	1/4	1	8-1/2	8	3/4	3-3/4	10-1/8	3.00	3.17
851-060	851-060C	6	3-1/4	7-9/16	1/4	1-3/8	9-1/2	8	3/4	4	11	4.06	4.34
851-080	851-080C	8	4-9/16	9-3/4	9/16	1-7/16	11-3/4	8	3/4	4-1/2	13-1/2	7.63	7.36
851-100F	851-100CF	10	9-7/8	11-15/16	5-5/8	1-1/4	14-1/4	12	7/8	---	16	18.90	19.27
851-120F	851-120CF	12	10-11/16	14-1/8	4-7/16	1-3/8	17	12	7/8	---	19	26.92	30.67

PVC & CPVC INJECTION MOLDED CLASS 150 FLANGES



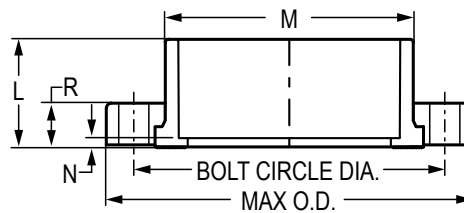
BLIND FLANGE



Part Number		Size	R	Bolt Circle Dia.	No. of Bolt Holes	Bolt Size	Min. Bolt Length	Max. O.D.	Approx. Wt. (Lbs.)	
PVC	CPVC								PVC	CPVC
853-005	853-005C	1/2	9/16	2-3/8	4	1/2	2	3-1/2	.21	.21
853-007	853-007C	3/4	5/8	2-3/4	4	1/2	2	3-7/8	.28	.30
853-010	853-010C	1	3/4	3-1/8	4	1/2	2-1/4	4-1/4	.41	.47
853-012	853-012C	1-1/4	23/32	3-1/2	4	1/2	2-1/4	4-5/8	.37	.40
853-015	853-015C	1-1/2	3/4	3-7/8	4	1/2	2-1/2	5	.62	.64
853-020	853-020C	2	27/32	4-3/4	4	5/8	3	5-31/32	.82	.88
853-025	853-025C	2-1/2	1	5-1/2	4	5/8	3-1/4	7	1.61	1.63
853-030	853-030C	3	1-1/16	6	4	5/8	3-1/4	7-5/8	1.56	1.64
853-040	853-040C	4	1-5/32	7-1/2	8	5/8	3-1/2	9-1/16	2.42	2.98
853-060	853-060C	6	1-3/8	9-1/2	8	3/4	4	11	4.36	4.45
853-080	853-080C	8	1-7/16	11-3/4	8	3/4	4-1/2	13-1/2	6.83	7.20
853-100	853-100C	10	1-11/16	14-1/4	12	7/8	5	16	11.32	11.80
853-120	853-120C	12	1-11/16	17	12	7/8	5	19	15.49	17.20

Flange Van Stone Style

(Two Piece)
Socket



Part Number		Size	L	M	N	R	Bolt Circle Dia.	No. of Bolt Holes	Bolt Size	Min. Bolt Length	Max O.D.	Approx. Wt. (Lbs.)	
PVC	CPVC											PVC	CPVC
854-005	854-005C	1/2	1-1/32	1-7/32	5/32	17/32	2-3/8	4	1/2	2	3-1/2	.19	.20
854-007	854-007C	3/4	1-1/8	1-7/16	5/32	9/16	2-3/4	4	1/2	2	3-7/8	.26	.27
854-010	854-010C	1	1-9/32	1-3/4	5/32	5/8	3-1/8	4	1/2	2-1/4	4-1/4	.36	.37
854-012	854-012C	1-1/4	1-13/32	2-5/32	5/32	11/16	3-1/2	4	1/2	2-1/4	4-5/8	.46	.45
854-015	854-015C	1-1/2	1-17/32	2-7/16	3/16	3/4	3-7/8	4	1/2	2-1/2	5	.56	.60
854-020	854-020C	2	1-11/16	2-15/16	3/16	13/16	4-3/4	4	5/8	3	6	.85	.91

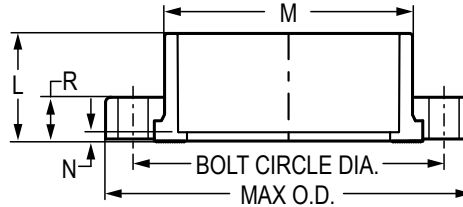


PVC & CPVC INJECTION MOLDED CLASS 150 FLANGES

Flange Van Stone Style (continued)


(Two Piece)

Socket

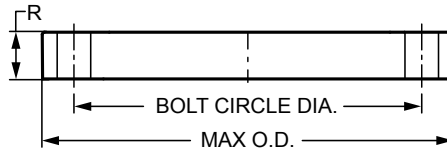


Part Number		Size	L	M	N	R	Bolt Circle Dia.	No. of Bolt Holes	Bolt Size	Min. Bolt Length	Max O.D.	Approx. Wt. (Lbs.)	
PVC	CPVC											PVC	CPVC
854-025	854-025C	2-1/2	2	3-1/2	3/16	31/32	5-1/2	4	5/8	3-1/4	7	1.40	1.40
854-030	854-030C	3	2-1/8	4-1/4	1/4	1-1/16	6	4	5/8	3-1/4	7-1/2	1.66	1.70
854-040	854-040C	4	2-1/2	5-1/4	1/4	1-1/8	7-1/2	8	5/8	3-1/2	9	2.68	2.84
854-050	854-050C	5	3	6-1/4	3/8	1-1/8	8-1/2	8	3/4	3-3/4	10-1/8	3.35	3.60
854-060	854-060C	6	3-3/8	7-9/16	7/16	1-9/32	9-1/2	8	3/4	4	11	4.54	4.67
854-080	854-080C	8	4-3/8	9-5/16	9/32	1-3/8	11-3/4	8	3/4	4-1/2	13-1/2	6.69	7.06
854-100	854-100C	10	5-11/16	11-3/4	21/32	1-5/8	14-1/4	12	7/8	5	16	11.45	11.76
854-120	854-120C	12	7-1/4	13-3/4	5/8	1-1/2	17	12	7/8	5	19	16.78	18.50
854-140	854-140C	14	7-1/2	15-1/2	1/2	2	18-3/4	12	1	5-1/2	21	26.84	28.42
854-160	854-160C	16	8-3/4	17-3/4	3/4	2-3/8	21-1/4	16	1	6-1/2	23-1/2	37.64	24.81
854-180	854-180C	18	9	20	1/4	2-3/8	22-3/4	16	1-1/8	6-1/2	25	45.33	46.48

PVC & CPVC FABRICATED FLANGES



Blind Flange



Part Number		Size	R	Bolt Circle Dia.	No. of Bolt Holes	Bolt Size	Min. Bolt Length	Max. O.D.	Approx. Wt. (Lbs.)	
PVC	CPVC								PVC	CPVC
853-050F	853-050CF	5	1	8-1/2	8	3/4	4-1/8	10-1/16	3.63	3.90
853-140F	853-140CF	14	1-1/2	18-3/4	12	1	4-1/8	21	27.50	28.39
853-160F	853-160CF	16	1-1/2	21-1/4	16	1	4-1/8	23-1/2	33.83	37.21
853-180F	853-180CF	18	1-1/2	22-3/4	16	1-1/8	4-1/8	25	39.52	43.47
853-200F	853-200CF	20	1-1/2	25	20	1-1/8	4-1/8	27-1/2	47.67	52.43
853-240F	853-240CF	24	1-1/2	29-1/2	20	1-1/4	5-1/2	32	61.96	68.15

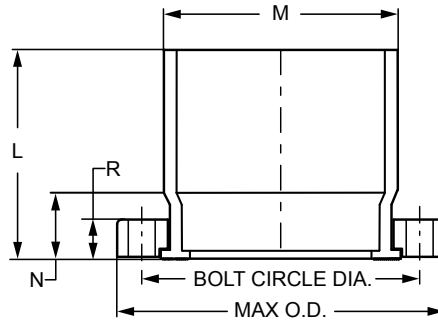


PVC & CPVC FABRICATED FLANGES

Flange Van Stone Style IPS

(with Plastic Ring)

Socket

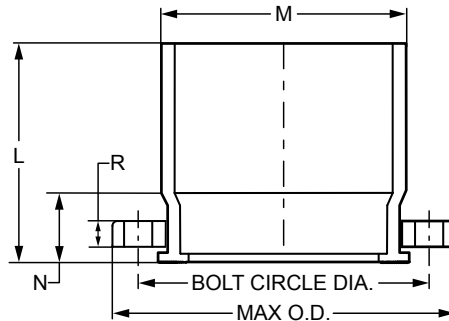


Part Number	Size	L	M	N	R	Bolt Circle Dia.	No. of Bolt Holes	Bolt Size	Min. Bolt Length	Max O.D.	Approx. Wt. (Lbs.)
854-180FP	18	15	18-7/8	6	1-1/2	22-3/4	16	1-1/8	4-1/8	25	36.09
854-200FP	20	16	21	6	1-1/2	25	20	1-1/8	5-1/2	27-1/2	43.61
854-240FP	24	19	25-3/16	7	1-1/2	29-1/2	20	1-1/4	5-1/2	32	72.95

Flange Van Stone Style IPS

(with Steel Ring)

Socket



Part Number	Size	L	M	N	R	Bolt Circle Dia.	No. of Bolt Holes	Bolt Size	Min. Bolt Length	Max O.D.	Approx. Wt. (Lbs.)
854-180FS	18	14	18-7/8	5	1/2	22-3/4	16	1-1/8	3	25	49.30
854-200FS	20	15	21	5	1/2	25	20	1-1/8	3	27-9/16	65.00
854-240FS	24	18	25-3/16	6	1/2	29-1/2	20	1-1/4	3	32	86.15

★品質服務第一 · 庫存完備盡善★



 **SUPERTUNG**
丞晟實業有限公司

台灣總公司：台中市西屯區福中八街 26 號 2F
台中倉庫：台中市大雅區橫山里永和路 109-9 號
新竹分公司/倉庫：新竹縣竹東鎮二重里光明路 665 號
台南分公司/倉庫：台南市新市區三舍 19-25 號
e-mail：supertung@supertung.com.tw

TEL: 04-23583066 FAX: 04-23583077
TEL: 04-25663606 FAX: 04-25681778
TEL: 03-5837580-1 FAX: 03-5837582
TEL: 06-5897188-9 FAX: 06-5897218
網址：http://www.supertung.com.tw/

專營進口熱塑性塑膠直管/配件/閥品/耐酸鹼墊片/膠劑/焊條/風管
PVC SCH80 / CPVC SCH80 / CLEAR PVC / FM PVC (FM 4910 & FM4922)
HP-PVC / HT-PVC / UPVC / HI-PVC / ABS / ABS AIR-LINE
PP / PVDF / PE / EPDM / PTFE / VITON (FKM)

201410-V1-2000